



Leap Into Books

Parent Newsletter



Speech and Language Development Tips for Children Ages 4 to 6

- When your child starts a conversation, give your full attention whenever possible.
- Make sure you have your child's attention before you speak.
- Pause after speaking. This gives your child a chance to continue the conversation.
- Continue to build vocabulary. Introduce a new word and offer its definition, or use it in a way that is easily understood.
- Talk about spatial relationships (first, middle, and last; right and left) and opposites (up and down; on and off).
- Help your child follow two- and three-step directions: "Go to your room, and bring me your book please."
- Encourage your child to give directions. Follow his or her directions as he or she explains how to build a tower of blocks, for example.
- While shopping for groceries, talk about what you will buy, how many you need, and what you will make. Talk about the size (large or small), shape (long, round, square), and weight (heavy or light) of the packages.

Jail N Bail Event Held Tuesday, April 26th




1st Row L to R: **Kim Ryan** of Last Catch Seafood Restaurant, **Shane Purdy** of Jasper Middle School, **Amy Denney** of Chattahoochee Tech
2nd Row: **Martha Tipton** of Stearns Bank, **Michelle Breitfelder** of Piedmont Mountainside Hospital, **John Foust** of Georgia Power/City of Jasper Council
3rd Row: **Jay Potter** of Atlanta Falcons Physical Therapy, **Mark Mitton** of Community Bank of Pickens County, **Clint Weatherby** of H & H Insurance, **Janet Mueller** of the UPS Store/Jasper and **Ed Brackin** of Ed B's Studio 54.

This group of Pickens County citizens supported **Pickens FERST Foundation for Childhood Literacy** by being "jailed" for a good cause on Tuesday, April 26, 2016. They raised money for their bail which was then donated to our program to fund your free book program. With the amount of bail money raised, we will be able to provide books for a year to 300 Pickens County children under the age of 5. **Thank You!**

*Photo provided by Mari Livsey/
www.knowpickens.com*


Video and more photos of the Jail n Bail are also available at www.knowpickens.com



Read to Me Library BOOK GUIDE

Muddled-up Farm

Author: Mike Dumbleton; Illustrator: Jobi Murphy
Our Rainbow Press/Star Bright Books



R

Repeat the Book: Repeating gives more chances to learn the vocabulary.

First Read (events) - Look at the cover, read the title, and say, “*I wonder what is happening at this farm? Let’s read and find out.*” As you read, stop when the animals make the wrong sounds and say, “*That can’t be right, what sound does a cat make? This farm is all mixed up.*” As you get to the inspector’s part of the story, talk about what would you do to fix the problem. Ask the first read question in the Ask Questions section.

Second Read (emotions) - Look at the cover and say, “*Remember this book about the animals and the inspector? I wonder how he feels when he works with the animals? Let’s read and find out.*” Talk about how the inspector feels about the problem. Talk about how the inspector becomes so frustrated that he can no longer talk, except in animal sounds. Ask the second read question.

Third Read (retell) - Look at the cover and say, “Remember this book about the mixed up farm and the inspector? It is your turn to tell me the story.” Hand your child the book to turn pages and tell you the story - encourage your child, help with words, fill in parts left out - tell the story together. Ask the third read question.

Vocabulary

Use these words when you talk with your child this month

muddled - mixed up

inspector - a person who checks on things

announce - to let everyone know about something

wallow - to roll around in the water, mud, sand,

glare - a mean or mad look

E

Engage and Enjoy: Using these activities keeps your child’s interest in the story.

This is a fun book, because you get to make all of the different animal sounds throughout the story. Talk a little louder when making the animal sounds. Make faces when the animals make the wrong sounds. Pretend like you are confused when the sounds and the animals don’t match.

A

Ask Questions: After talking about the book, ask questions to promote deeper thinking.

After the first read, ask, “*Why did the inspector want to change things?*” (The animals were making the wrong sounds.) After the second read, ask, “*What did the inspector do to change things?*” (He had the animals practice using their correct sounds). After the third read, ask, “*Why did the inspector get upset?*” (All of the animals went back to making the wrong sounds.)






D

Do More: Use other activities to help your child connect vocabulary to their world outside of the story.

On the next page, there are some additional activities which you can do with your child.

Other Activities Related to this Month's Book

It is your turn to un-muddle the farm! Cut out the cards below. Lay the picture cards out. On another set of cards, write the sound each animal makes. Put your sound cards (face down) in a pile. Draw a card, say the sound, and give it to your child to put with the correct animal picture. Have fun!



Sounds: meow; oink; quack; cock-a-doddle-doo; neigh; moo

Ferst Foundation for Childhood Literacy has adopted and adapted the READ guide format courtesy of:



See the
R.E.A.D.
video here

Rollins Center
for Language & Literacy

A Program of the Atlanta Speech School

Read Right

From the Start



Summer Reading Events at the Library

Go to the Pickens County Library in Jasper for some great summer programs! Pick-up a brochure while there to learn about even more great FREE events for your children of all ages!

- **Tuesday, July 5 at 10:30 AM** - *Sidewalk Chalk Art*
- **Wednesday, July 6 at 3:30 PM** - *Birds of Prey Program*
- **Thursday, July 14 at 10:30 AM** - *Olympic Games (like a Field Day)*

Pickens Ferst Foundation will be at many of these programs to sign-up more children and get change of addresses as well as provide some snacks and water for some of them. Be on the lookout for our volunteers with clipboards!



Ferst Foundation for
**CHILDHOOD
LITERACY**



P.O. Box 1327
Madison, GA
30650-1327

Carrier-Leave
If No Response

Please do not bend

Check Out Our Website

Visit ferstfoundation.org for information about our program, tips for parents, and much more! Watch the READ video, narrated by Justin Cook, under the “For Parents” section, and browse through our new and improved “Resources” section.

and Social Media Pages!

“Like” us on **Facebook** and “follow” us on **Twitter** - it’ll be the best decision you make all day! We regularly post literacy tips, information about literacy’s impact in your community, and fun activities you can do with your child. Join our online social media community!



Are you moving? If so, please let us know by calling 888-565-0177 or e-mail info@ferstfoundation.org with your new address. The postal service WILL NOT forward the books even with a forward order on file as they do not forward bulk mail. You must let us know your new address in order to continue receiving the books. We are not responsible for undeliverable or lost books.