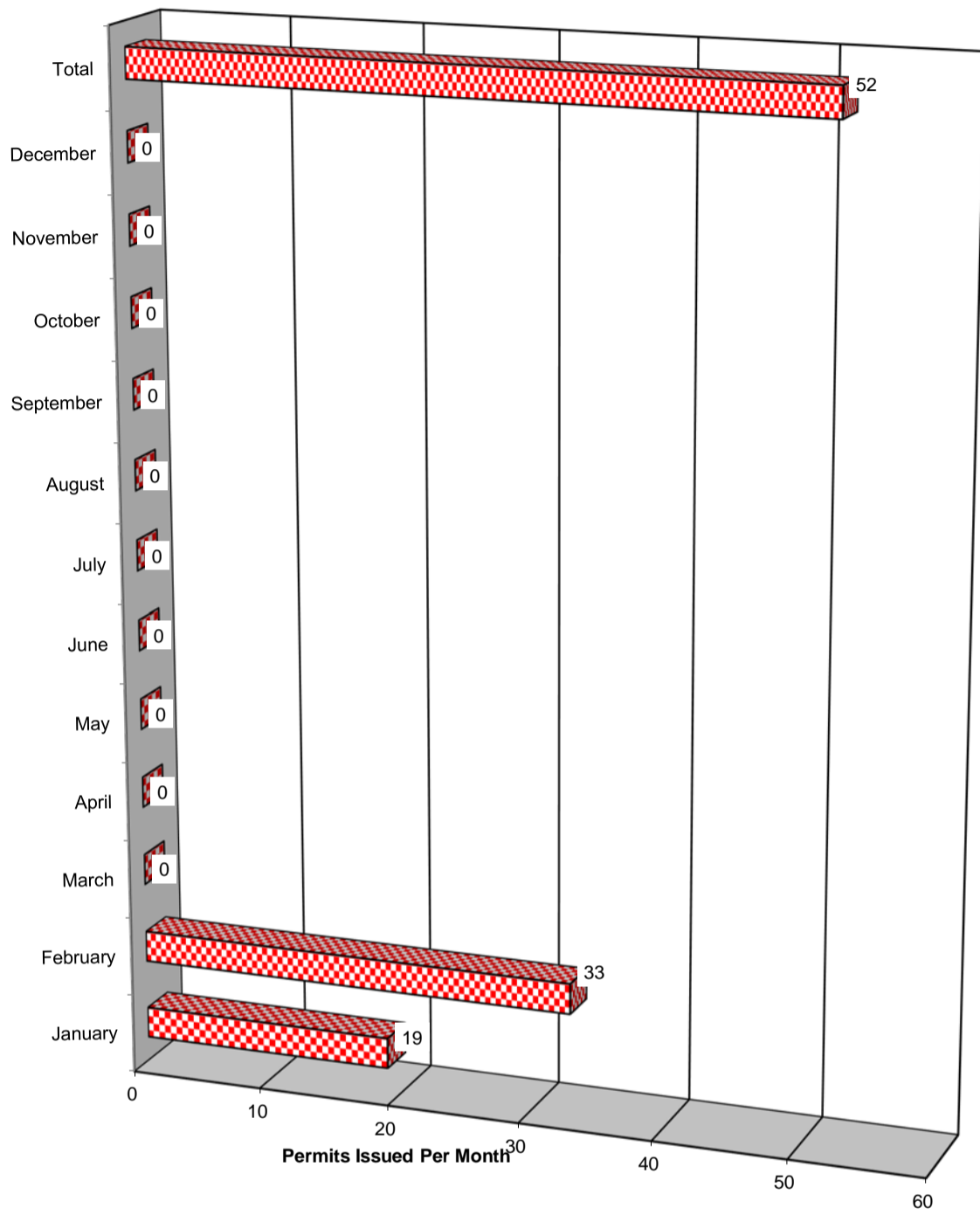


Building Permits Issued for Year 2016



Pickens County
Planning & Development Department
1266 East Church Street Suite 136 Jasper, GA 30143

March 1, 2016

Honorable Robert Jones, Board of Commissioners
Honorable Jerry Barnes - Pickens County Board of Commissioners
Honorable Becky Denney - Pickens County Board of Commissioners
1266 East Church Street Suite 188
Jasper, Georgia 30143

RE: **February 2016 Activity**

Commissioner Jones:


Listed below is the permit activity and revenue production of the Pickens County Planning and Development Office for the month of February in the year 2016.

A.	33	Building Permits	\$7,798.97
		5	Site Built Homes
		3	Mobile Homes
		19	Miscellaneous
		3	Commercial
		3	Renewals
B.	3	Access/Encroachment	\$125.00
C.	13	Business License	\$975.00
D.	2	Business License Renewals, etc.	\$92.50
F.	0	Construction & Demolition Landfill Renewal	\$0.00
G.	14	Certificate of Occupancy	\$3,515.74
H.	2	Commercial Plan Review	\$470.00
I.	3	Copies/Open Records	\$35.00
J.	0	Final Plat Approval	\$0.00
K.	0	Fine Fee	\$0.00
L.	0	ICC Books	\$0.00
M.	0	Inert Landfill Permit Renewal	\$0.00
N.	0	Land Development Books	\$0.00
L.	0	Land Disturbing Permits	\$0.00
O.	0	NPDES Phase II Fees	\$0.00
P.	0	Preliminary Plat Approval	\$0.00
Q.	1	Pre-Move Mobile Home Inspection	\$114.30
R.	0	Reinspection Fees	\$0.00
S.	1	Rezone Application	\$150.00
T.	0	Sign Permit	\$0.00
U.	0	Comprehensive Plan Book	\$0.00
V.	0	Cellular Tower Application	\$0.00
W.	0	Cellular Tower Permit	\$0.00
X.	0	Cellular Tower CoLocate, Upgrades, etc	\$0.00
Y.	0	Refunds-Building Permits	\$0.00
Z.	0	Refunds-Business License	\$0.00
			<hr/>
	72	Total	\$13,276.51

- (1) Total number of permits issued in 2016: 52
(2) Number of permits utilized for mobile homes in 2016: 4
(3) Five (5.77) seventy-seven hundredths percent of building permits utilized for mobile homes to date in year 2016.
(4) Total revenue generated in year 2016: \$21,601.12

If you should have any questions or we can provide any additional information, please do not hesitate to contact us.

Respectfully,



Richard Osborne, A.I.C.P.
Director – Planning and Development

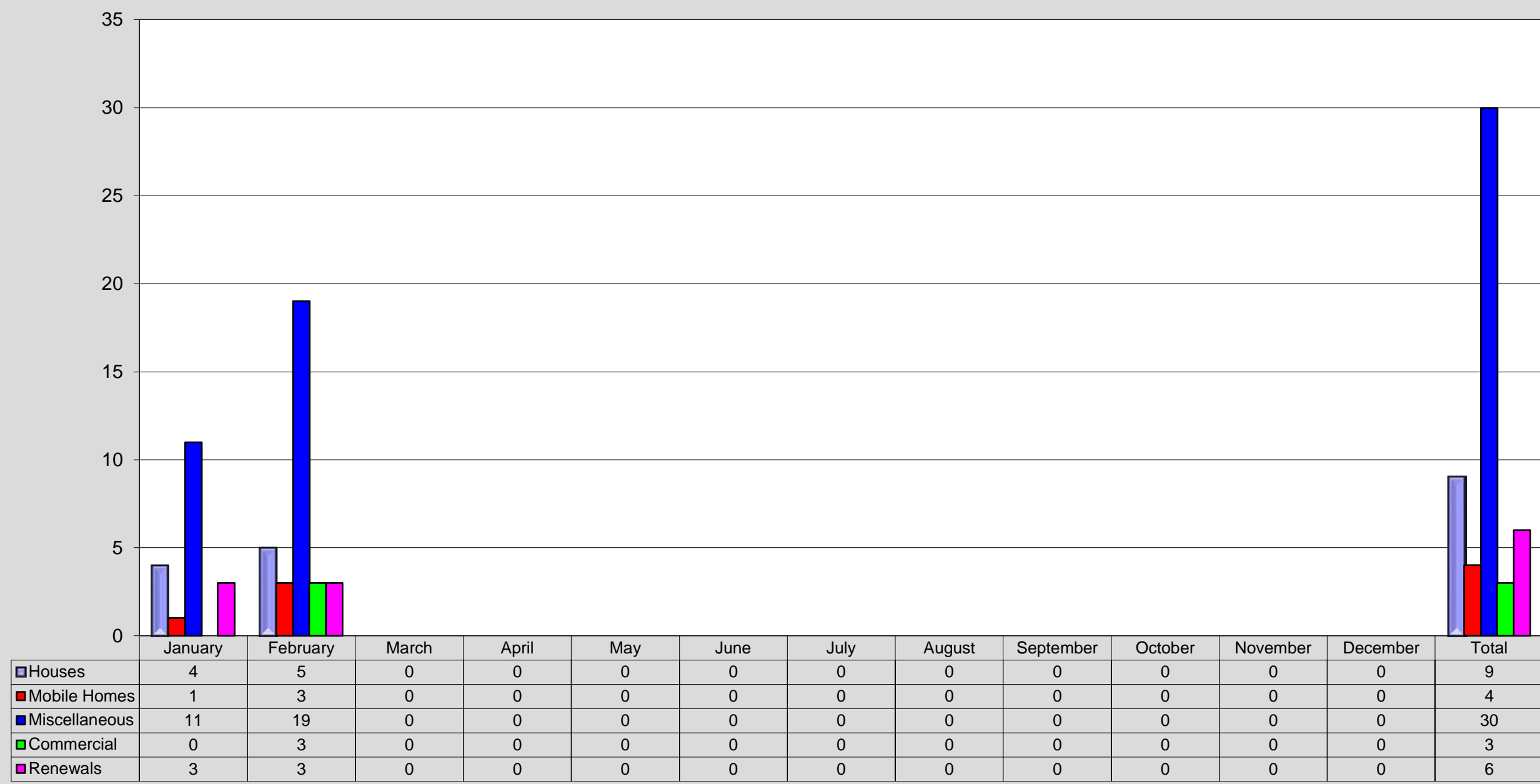
C: Faye Harvey, Director of Finance/Internal Auditor
Pickens County Planning Commission

Months	Monthly	Percentage	Houses			Mobile Homes			Miscellaneous			Commercial			Permit Renewals			Access/Encroachment			Business Licenses			Business Licenses Renewals			Business Licenses Refunds			Certificate of Occupancy			Commercial Plan Review Fees			Fines			Inert or C&D Landfill Permit & Renewal			Land Disturbing Permit			Miscellaneous / Printing			NPDES Phase II Fees			Preliminary Plat Approval			Pre-Move Mobile Home Inspection & Mileage			Reinspection Fees			Rezone/ Conditional Use			Sign Permit			Tower Application			Tower Permit			Tower Colocate, Upgrades			Variance Request			Refunds			Grand Total		
			Building Permits	of Permits	#	Revenue	#	Revenue	#	Revenue	#	Revenue	#	Revenue	#	Revenue	#	Revenue	#	Revenue	#	Revenue	#	Revenue	#	Revenue	#	Revenue	#	Revenue	#	Revenue	#	Revenue	#	Revenue	#	Revenue	#	Revenue	#	Revenue	#	Revenue	#	Revenue	#	Revenue	#	Revenue	#	Revenue	#	Revenue	#	Revenue	#	Revenue																									
January	19	1.92%	4	\$2,283.03	1	\$264.24	11	\$1,157.87	0	\$0.00	3	\$400.68	3	\$125.00	10	\$750.00	4	\$185.00	0	\$0.00	7	\$1,449.69	0	\$0.00	0	\$0.00	0	\$0.00	0	\$0.00	0	\$0.00	0	\$0.00	0	\$0.00	1	\$100.00	2	\$50.00	3	\$550.00	0	\$0.00	0	\$0.00	0	\$0.00	0	\$0.00	2	\$1,000.00	0	\$0.00	0	\$0.00	0	\$0.00	0	\$0.00	0	\$0.00	53	\$8,325.61																			
February	33	5.77%	5	\$3,336.51	3	\$431.22	19	\$1,114.40	3	\$2,485.00	3	\$431.84	3	\$125.00	13	\$975.00	2	\$92.50	0	\$0.00	14	\$3,515.74	2	\$470.00	0	\$0.00	0	\$0.00	0	\$0.00	0	\$0.00	0	\$0.00	0	\$0.00	1	\$114.30	0	\$0.00	1	\$150.00	0	\$0.00	0	\$0.00	0	\$0.00	0	\$0.00	0	\$0.00	0	\$0.00	72	\$13,276.51																											
March																																																			0	\$0.00	0	\$0.00	0	\$0.00																											
April																																																			0	\$0.00	0	\$0.00																													
May																																																				0	\$0.00	0	\$0.00																												
June																																																				0	\$0.00	0	\$0.00																												
July																																																					0	\$0.00	0	\$0.00																											
August																																																					0	\$0.00	0	\$0.00																											
September																																																						0	\$0.00	0	\$0.00																										
October																																																						0	\$0.00	0	\$0.00																										
November																																																						0	\$0.00	0	\$0.00																										
December																																																					0	\$0.00	0	\$0.00																											
Total	52	7.69%	9	\$5,619.54	4	\$695.46	30	\$2,272.27	3	\$2,485.00	6	\$832.52	6	\$250.00	23	\$1,725.00	6	\$277.50	0	\$0.00	21	\$4,965.43	0	\$0.00	0	\$0.00	0	\$0.00	0	\$0.00	0	\$0.00	0	\$0.00	2	\$214.30	2	\$50.00	4	\$700.00	0	\$0.00	0	\$0.00	0	\$0.00	0	\$0.00	2	\$1,000.00	0	\$0.00	0	\$0.00	0	\$0.00	123	\$21,132.12																									

125 \$21,602.12

Year-to-Date Permits	Month	#	Revenues
19	January	19	\$4,105.82
52	February	33	\$7,798.97
	March	0	\$0.00
	April	0	\$0.00
	May	0	\$0.00
	June	0	\$0.00
	July	0	\$0.00
	August	0	\$0.00
	September	0	\$0.00
	October	0	\$0.00
	November	0	\$0.00
	December	0	\$0.00
	December	52	\$11,904.79

Building Permits Issued for 2014



■ Houses
 ■ Mobile Homes
 ■ Miscellaneous
 ■ Commercial
 ■ Renewals

Revenue Percentage Increase/Decrease

	2015	2016		YTD	2015 YTD	2016 YTD
	Monthly		% Increase/	% Increase/		
	Revenue	Revenue	Decrease	Decrease		
January	\$ 6,010.20	\$8,325.61	38.5%	38.5%	\$ 6,010.20	\$8,325.61
February	\$ 9,462.94	\$13,276.51	40.3%	0.0%	\$ 15,473.14	\$21,602.12
March	\$ 12,128.60	\$0.00			\$ 27,601.74	
April	\$ 10,198.61	\$0.00			\$ 37,800.35	
May	\$ 12,221.11	\$0.00			\$ 50,021.46	
June	\$ 35,137.50	\$0.00			\$ 85,158.96	
July	\$ 16,402.54	\$0.00			\$ 101,561.50	
August	\$ 15,508.13	\$0.00			\$ 117,069.63	
September	\$ 9,701.09	\$0.00			\$ 126,770.72	
October	\$ 16,395.44	\$0.00			\$ 143,166.16	
November	\$ 6,651.77	\$0.00			\$ 149,817.93	
<u>December</u>	\$ 9,352.32	\$0.00			\$159,170.25	
TOTAL	\$ 159,170.25	\$21,602.12				