

**Pickens County**  
**Planning & Development Department**  
**1266 East Church Street                      Suite 136                      Jasper, GA 30143**

January 2, 2012

Honorable Robert Jones  
 Commissioner – Pickens County  
 1266 East Church Street Suite 188  
 Jasper, Georgia 30143

RE: **December Activity**

Commissioner Jones:


Listed below is the permit activity and revenue production of the Pickens County Planning and Development Office for the month of December in the year 2012.

A.	22	Building Permits	\$2,112.08
	1	1 Site Built Homes	
	2	1 Mobile Homes	
	3	15 Miscellaneous	
	4	0 Commercial	
	5	5 Renewals	
B.	0	Access/Encroachment	\$0.00
C.	2	Business License	\$150.00
D.	0	Business License Renewals	\$0.00
E.	0	Business License Transfers	\$0.00
F.	0	Construction & Demolition Landfill Renewal	\$0.00
G.	5	Certificate of Occupancy	\$950.00
H.	0	Copies/Open Records	\$0.00
I.	0	D.O.T Maps	\$0.00
J.	0	Final Plat Approval	\$0.00
K.	0	Fine Fee	\$0.00
L.	0	ICC Books	\$0.00
M.	0	Inert Landfill Permit Renewal	\$0.00
N.	0	Land Development Books	\$0.00
L.	0	Land Disturbing Permits	\$0.00
O.	0	NPDES Phase II Fees	\$0.00
P.	0	Preliminary Plat Approval	\$0.00
Q.	1	Pre-Move Mobile Home Inspection & Mileage	\$100.00
R.	2	Reinspection Fees	\$175.00
S.	1	Rezone Application	\$200.00
T.	0	Sign Permit	\$0.00
U.	0	Comprehensive Plan Book	\$0.00
V.	0	Cellular Tower Application	\$0.00
W.	0	Cellular Tower Permit	\$0.00
X.	0	Cellular Tower CoLocate	\$0.00
Y.	0	Refunds-Building Permits	\$0.00
Z.	0	Refunds-Business License	\$0.00
AA	0	Variance Request	<u>\$0.00</u>
	33	<b>Total</b>	<b>\$3,687.08</b>

- (1) Total number of permits issued in 2012: **319**  
 (2) Number of permits utilized for mobile homes in 2012: **23**  
 (3) Seven point twenty-one hundredths (7.21) percent of building permits utilized for mobile homes to date in year 2012.  
 (4) Total revenue generated in year 2012: **\$152,020.96**

If you should have any questions or we can provide any additional information, please do not hesitate to contact us.

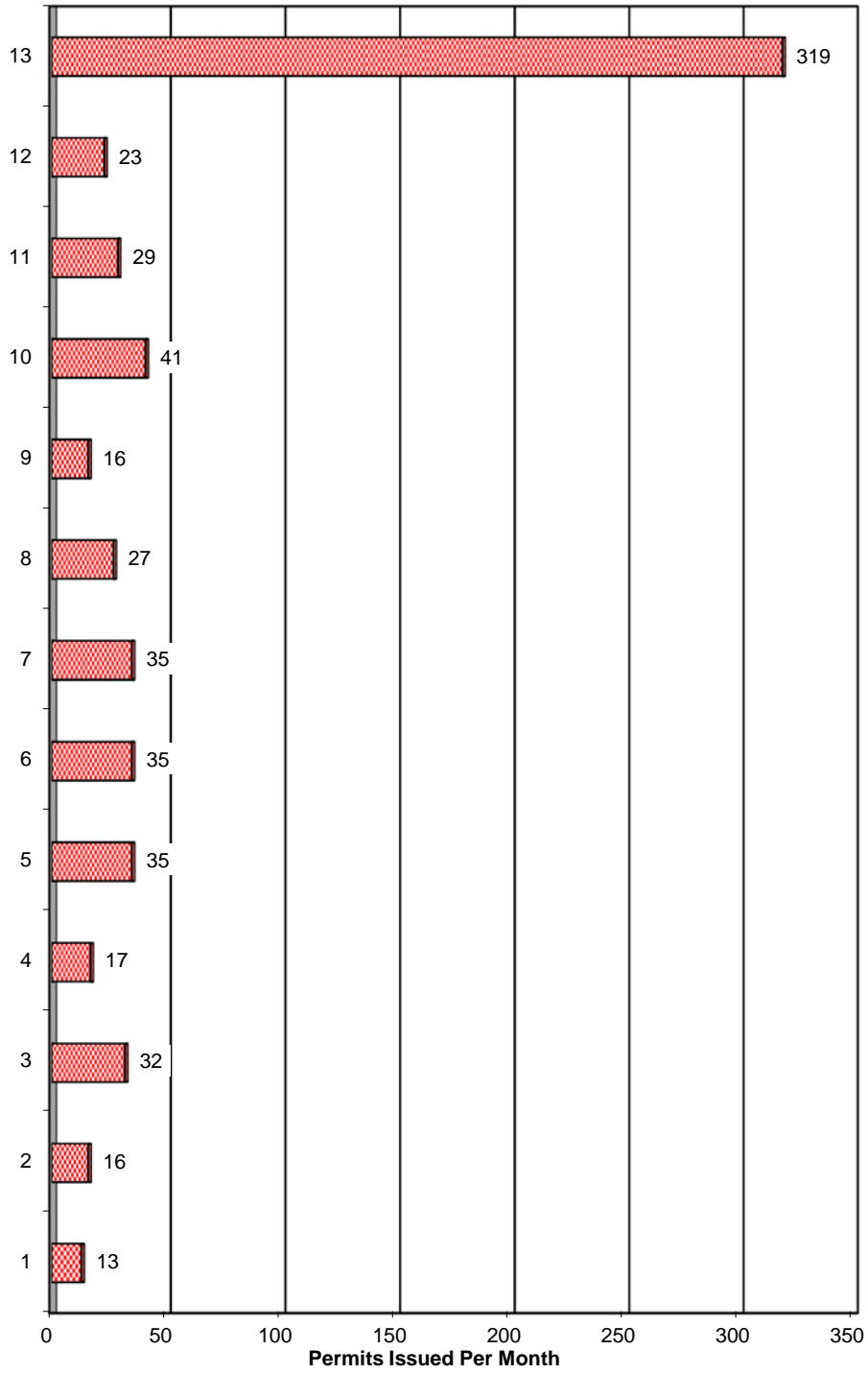
Respectfully,

  
 Joseph C. Low  
 Director – Planning and Development

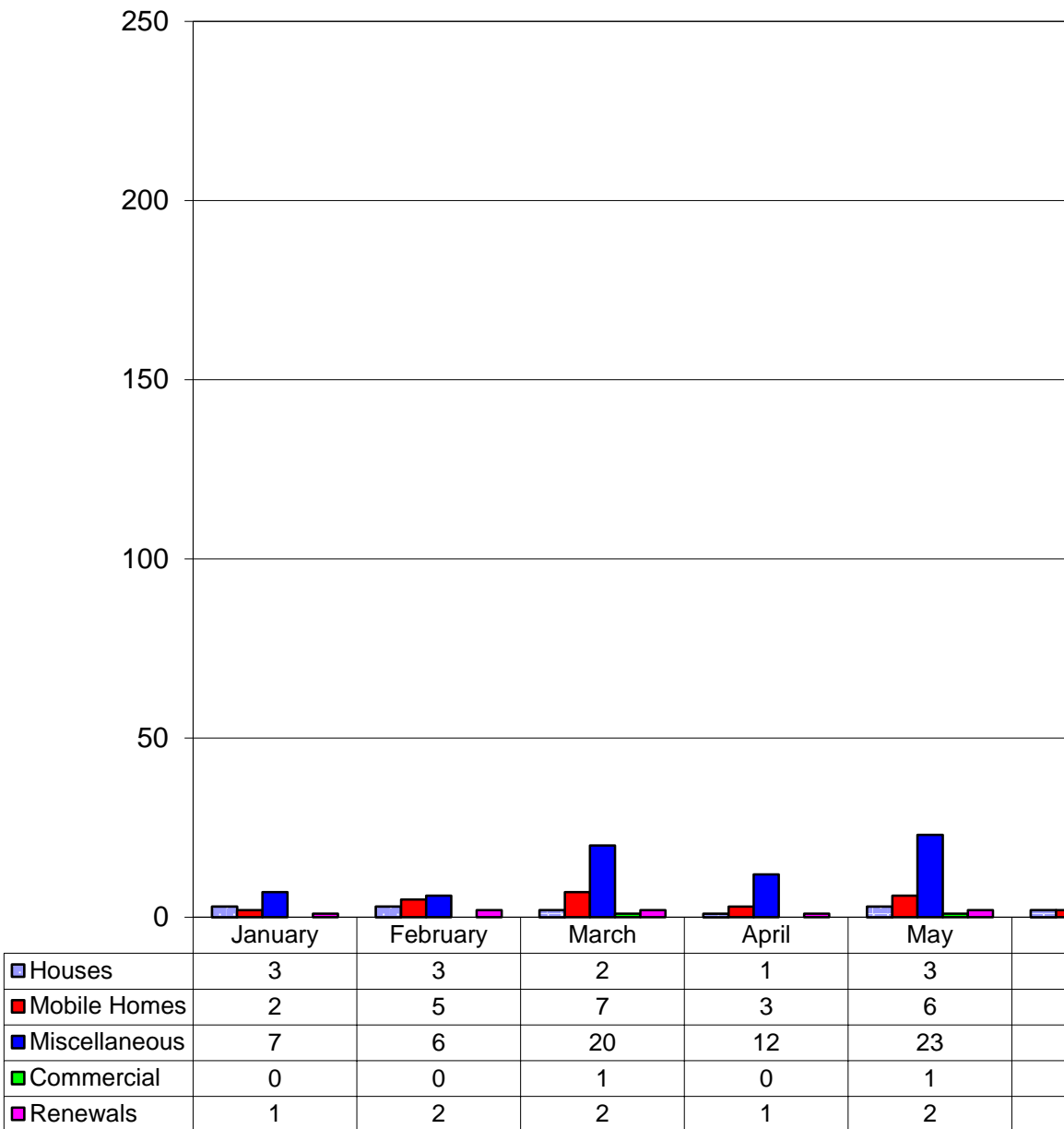
C: Faye Harvey, Director of Finance/Internal Auditor  
 Pickens County Planning Commission



### Building Permits Issued for Year 2011

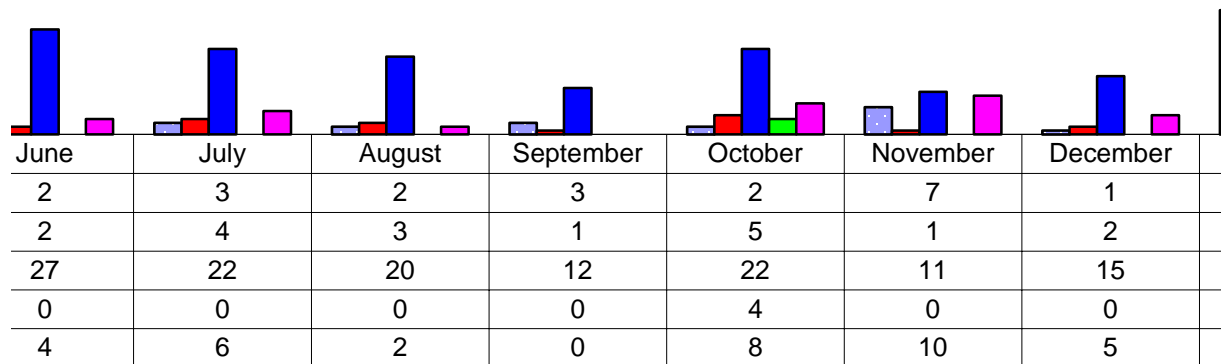


## Building

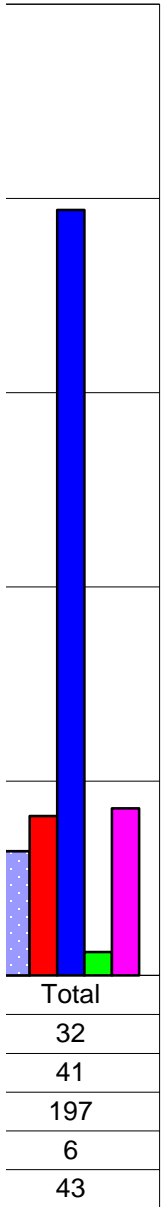


■ Houses	■ Mobile Homes	■ Miscellaneo
----------	----------------	---------------

## j Permits Issued for 2012



us      ■ Commercial      ■ Renewals



## Building Permits

<i>Month</i>	<i>Houses</i>	<i>Mobile Homes</i>	<i>Miscellaneous</i>
January	3	2	7
February	3	5	6
March	2	7	20
April	1	3	12
May	3	6	23
June	2	2	27
July	3	4	22
August	2	3	20
September	3	1	12
October	2	5	22
November	7	1	11
December	1	2	15
Total	32	41	197

## Building Permits

---

<i>Month</i>	<i>Houses</i>	<i>Mobile Homes</i>	<i>Miscellaneous</i>
January	0	0	9
February	2	2	20
March	3	4	20
April	4	0	13
May	1	3	24
June	3	5	16
July	7	4	17
August	2	3	22
September	4	2	4
October	3	0	13
November	3	1	14
December	5	5	6
Total	37	29	178

## Building Permits

---



<i>Month</i>	<i>Houses</i>	<i>Mobile Homes</i>	<i>Miscellaneous</i>
January	2	1	4
February	2	0	13
March	1	5	21
April	4	4	15
May	2	3	10
June	3	3	13
July	1	2	15
August	1	1	9
September	4	3	13
October	4	2	15
November	3	1	10
December	0	3	5
<b>Total</b>	<b>27</b>	<b>28</b>	<b>143</b>

## Building Permits

---

<i>Month</i>	<i>Houses</i>	<i>Mobile Homes</i>	<i>Miscellaneous</i>
January	1	3	16
February	2	2	12
March	5	3	21
April	5	2	14
May	4	1	15
June	5	0	23
July	2	3	23
August	5	2	13
September	2	1	13
October	2	3	14
November	1	0	10
December	2	4	10
Total	36	24	184

2012

<i>Commercial</i>	<i>Renewals</i>	<i>Total Monthly</i>	<i>YTDMonthly</i>
0	1	13	13
0	2	16	29
1	2	32	61
0	1	17	78
1	2	35	113
0	4	35	148
0	6	35	183
0	2	27	210
0	0	16	226
4	8	41	267
0	10	29	296
0	5	23	319
6	43	319	

2011

---

<i>Commercial</i>	<i>Renewals</i>	<i>Total Monthly</i>	<i>YTDMonthly</i>
1	2	12	12
1	4	29	41
0	3	30	71
0	6	23	94
0	0	28	122
1	11	36	158
0	4	32	190
1	4	32	222
1	11	22	244
0	10	26	270
0	2	20	290
2	5	23	313
7	62	313	

; 2010

---

	<i>Commercial</i>	<i>Renewals</i>	<i>Total</i>	
	1	6	14	14
	0	6	21	35
	0	12	39	74
	0	9	32	106
	0	4	19	125
	0	8	27	152
	0	6	24	176
	0	4	15	191
	0	12	32	223
	0	8	29	252
	1	5	20	272
	0	4	12	284
	2	84	284	

; 2009

---

<i>Commercial</i>	<i>Renewals</i>	<i>Total</i>
0	4	24
0	10	26
0	8	37
1	8	30
0	2	22
0	13	41
0	10	38
0	2	22
0	9	25
2	8	29
0	3	14
0	7	23
3	84	331

## Revenue Percentage Increase/Decrease

	<b>2011</b>	<b>2012</b>		<b>YTD</b>	<b>2011 YTD</b>	<b>2012 YTD</b>
	<b>Monthly</b>		<b>% Increase/ Decrease</b>	<b>% Increase/ Decrease</b>		
	<b>Revenue</b>	<b>Revenue</b>		<b>Decrease</b>		
January	\$3,710.24	\$7,508.44	102%	102%	\$3,710.24	\$7,508.44
February	\$9,838.03	\$6,529.04	-34%	4%	\$13,548.27	\$14,037.48
March	\$12,203.95	\$14,826.06	21%	12%	\$25,752.22	\$28,863.54
April	\$8,526.23	\$5,943.66	-30%	2%	\$34,278.45	\$34,807.20
May	\$6,053.14	\$6,475.98	7%	2%	\$40,331.59	\$41,283.18
June	\$41,824.89	\$41,890.01	0.2%	1%	\$82,156.48	\$83,173.19
July	\$12,942.54	\$16,807.58	29.9%	5%	\$95,099.02	\$99,980.77
August	\$7,051.28	\$8,182.91	16.0%	6%	\$102,150.30	\$108,163.68
September	\$8,297.86	\$10,791.46	30.1%	8%	\$110,448.16	\$118,955.14
October	\$8,330.22	\$17,054.16	104.7%	15%	\$118,778.38	\$136,009.30
November	\$15,049.70	\$12,324.58	-18.1%	11%	\$133,828.08	\$148,333.88
<u>December</u>	\$9,466.44	\$3,687.08	-61.1%	6%	\$143,294.52	\$152,020.96
<b>TOTAL</b>	<b>\$143,294.52</b>	<b>\$152,020.96</b>				