

Pickens County
Planning & Development Department
1266 East Church Street Suite 136 Jasper, GA 30143

6/3/14/2014

Honorable Robert Jones
 Commissioner – Pickens County
 1266 East Church Street Suite 188
 Jasper, Georgia 30143

RE: **May 2014 Activity**

Commissioner Jones:

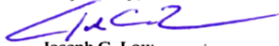
Listed below is the permit activity and revenue production of the Pickens County Planning and Development Office for the month of May in the year 2014.

A.	29	Building Permits	\$4,850.10
		5 Site Built Homes	
		4 Mobile Homes	
		16 Miscellaneous	
		0 Commercial	
		4 Renewals	
B.	4	Access/Encroachment	\$200.00
C.	4	Business License	\$75.00
D.	57	Business License Renewals	\$4,290.00
F.	0	Construction & Demolition Landfill Renewal	\$0.00
G.	6	Certificate of Occupancy	\$1,520.20
H.	2	Copies/Open Records	\$26.00
I.	0	D.O.T Maps	\$0.00
J.	0	Final Plat Approval	\$0.00
K.	0	Fine Fee	\$0.00
L.	0	Inert Landfill Permit Renewal	\$0.00
M.	0	Land Disturbing Permits	
N.	1	NPDES Phase II Fees	\$125.20
L.	0	Preliminary Plat Approval	\$0.00
O.	0	Pre-Move Mobile Home Inspection	\$0.00
P.	1	Reinspection Fees	\$75.00
Q.	0	Rezone Application	\$0.00
R.	3	Sign Permit	\$306.00
S.	0	Comprehensive Plan Book	\$0.00
T.	0	Cellular Tower Application	\$0.00
U.	0	Cellular Tower Permit	\$0.00
V.	0	Cellular Tower CoLocate	\$0.00
W.	0	Refunds-Building Permits	\$0.00
X.	0	Refunds-Business License	\$0.00
	107	Total	\$11,467.50

- (1) Total number of permits issued in 2014: 127
 (2) Number of permits utilized for mobile homes in 2014: 14
 (3) Three pointfifteen hundredths (3.15) percent of building permits utilized for mobile homes to date in year 2014.
 (4) Total revenue generated in year 2014: \$56,716.86

If you should have any questions or we can provide any additional information, please do not hesitate to contact us.

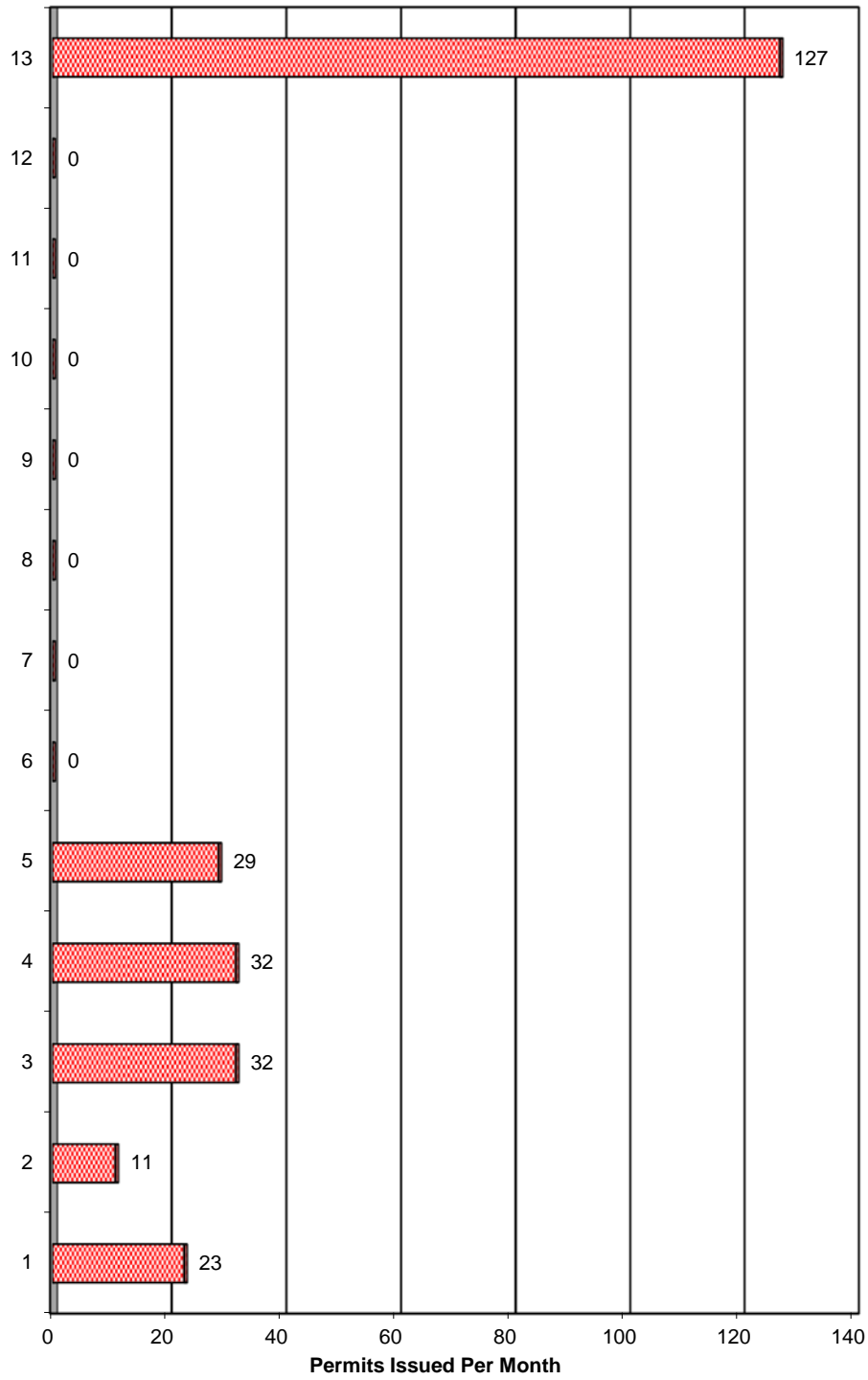
Respectfully,



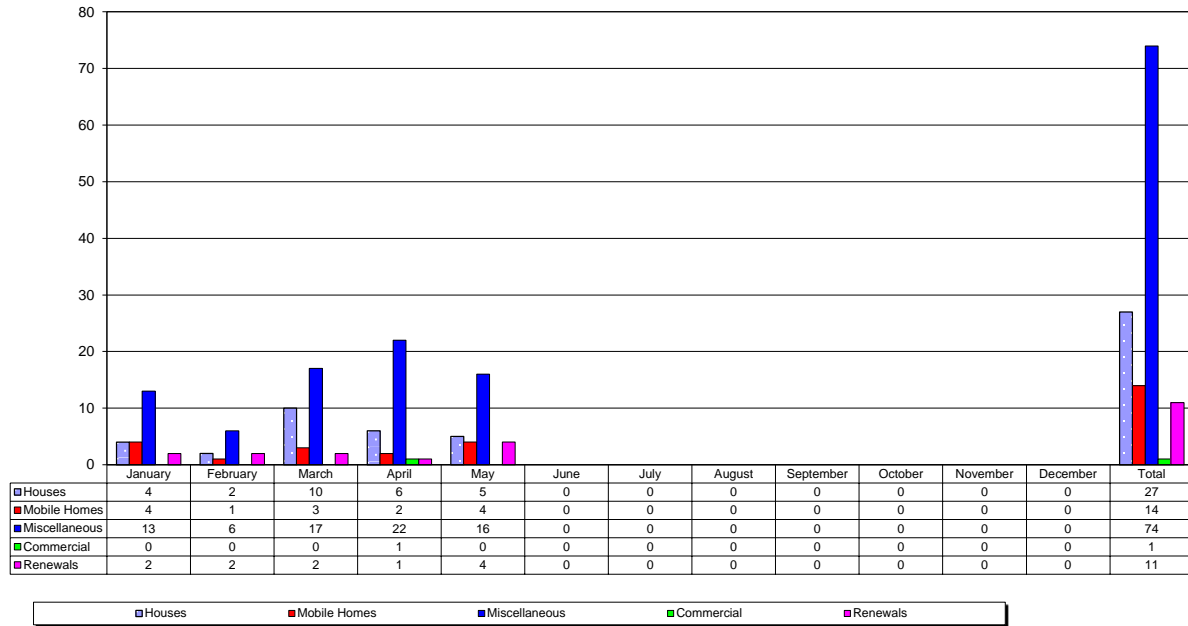
Joseph C. Low
 Director – Planning and Development

C: Faye Harvey, Director of Finance/Internal Auditor
 Pickens County Planning Commission

Building Permits Issued for Year 2014



Building Permits Issued for 2014



■ Houses
 ■ Mobile Homes
 ■ Miscellaneous
 ■ Commercial
 ■ Renewals

Building Permits 2014

<i>Month</i>	<i>Houses</i>	<i>Mobile Homes</i>	<i>Miscellaneous</i>	<i>Commercial</i>	<i>Renewals</i>	<i>Total Monthly</i>	<i>YTD</i>
January	4	4	13	0	2	23	23
February	2	1	6	0	2	11	34
March	10	3	17	0	2	32	66
April	6	2	22	1	1	32	98
May	5	4	16	0	4	29	127
June	0	0	0	0	0	0	
July	0	0	0	0	0	0	
August	0	0	0	0	0	0	
September	0	0	0	0	0	0	
October	0	0	0	0	0	0	
November	0	0	0	0	0	0	
December	0	0	0	0	0	0	
Total	27	14	74	1	11	127	

Building Permits 2013

<i>Month</i>	<i>Houses</i>	<i>Mobile Homes</i>	<i>Miscellaneous</i>	<i>Commercial</i>	<i>Renewals</i>	<i>Total Monthly</i>	<i>YTD</i>
January	4	3	20	0	6	33	33
February	1	1	15	0	2	19	52
March	8	0	14	1	1	24	76
April	5	3	10	2	2	22	98
May	5	5	21	2	6	39	137
June	7	2	19	1	3	32	169
July	7	1	21	2	5	36	205
August	2	1	15	1	12	31	236

January	0	0	9	1	2	12	12
February	2	2	20	1	4	29	41
March	3	4	20	0	3	30	71
April	4	0	13	0	6	23	94
May	1	3	24	0	0	28	122
June	3	5	16	1	11	36	158
July	7	4	17	0	4	32	190
August	2	3	22	1	4	32	222
September	4	2	4	1	11	22	244
October	3	0	13	0	10	26	270
November	3	1	14	0	2	20	290
December	5	5	6	2	5	23	313
Total	37	29	178	7	62	313	

Building Permits 2010

<i>Month</i>	<i>Houses</i>	<i>Mobile Homes</i>	<i>Miscellaneous</i>	<i>Commercial</i>	<i>Renewals</i>	<i>Total</i>	
January	2	1	4	1	6	14	14
February	2	0	13	0	6	21	35
March	1	5	21	0	12	39	74
April	4	4	15	0	9	32	106
May	2	3	10	0	4	19	125
June	3	3	13	0	8	27	152
July	1	2	15	0	6	24	176
August	1	1	9	0	4	15	191
September	4	3	13	0	12	32	223
October	4	2	15	0	8	29	252
November	3	1	10	1	5	20	272
December	0	3	5	0	4	12	284
Total	27	28	143	2	84	284	

Building Permits 2009

<i>Month</i>	<i>Houses</i>	<i>Mobile Homes</i>	<i>Miscellaneous</i>	<i>Commercial</i>	<i>Renewals</i>	<i>Total</i>
January	1	3	16	0	4	24
February	2	2	12	0	10	26
March	5	3	21	0	8	37
April	5	2	14	1	8	30
May	4	1	15	0	2	22
June	5	0	23	0	13	41
July	2	3	23	0	10	38
August	5	2	13	0	2	22
September	2	1	13	0	9	25
October	2	3	14	2	8	29
November	1	0	10	0	3	14
December	2	4	10	0	7	23
Total	36	24	184	3	84	331

Building Permits 2008

<i>Month</i>	<i>Houses</i>	<i>Mobile Homes</i>	<i>Miscellaneous</i>	<i>Commercial</i>	<i>Renewals</i>	<i>Total</i>
January	8	1	12	0	16	37
February	10	3	26	3	15	57
March	12	4	15	0	27	58
April	11	6	24	4	28	73
May	7	7	15	1	12	42
June	9	3	10	0	26	48
July	4	1	19	2	10	36
August	7	6	16	4	12	45
September	9	1	17	0	14	41
October	4	1	21	0	7	33

November	5	4	10	0	1	20
December	4	1	20	0	15	40
Total	90	38	205	14	183	530

Building Permits 2007

<i>Month</i>	<i>Houses</i>	<i>Mobile Homes</i>	<i>Miscellaneous</i>	<i>Commercial</i>	<i>Renewals</i>	<i>Total</i>
January	18	5	0	3	17	43
February	30	3	19	0	8	60
March	44	1	25	1	24	95
April	40	2	22	8	26	98
May	17	1	30	2	10	60
June	15	2	23	4	17	61
July	11	4	10	1	9	35
August	20	3	18	4	11	56
September	13	2	19	0	17	51
October	10	3	23	0	26	62
November	10	5	19	3	8	45
December	16	1	10	0	15	42
Total	244	32	218	26	188	708

Building Permits 2006

<i>Month</i>	<i>Houses</i>	<i>Mobile Homes</i>	<i>Miscellaneous</i>	<i>Commercial</i>	<i>Renewals</i>	<i>Total</i>
January	23	4	22	0	9	58
February	35	1	17	0	23	76
March	28	5	22	5	24	84
April	39	6	16	5	21	87

May	43	4	23	1	25	96
June	32	1	33	1	22	89
July	28	3	21	3	16	71
August	35	4	30	3	18	90
September	21	4	15	1	19	60
October	41	5	19	1	11	77
November	26	4	20	0	8	58
December	25	5	22	2	10	64
Total	376	46	260	22	206	910

Building Permits 2005

<i>Month</i>	<i>Houses</i>	<i>Mobile Homes</i>	<i>Miscellaneous</i>	<i>Commercial</i>	<i>Renewals</i>	<i>Total</i>
January	26	1	18	2	6	53
February	42	4	24	0	8	78
March	42	4	24	2	14	86
April	31	5	11	4	42	93
May	44	9	20	3	36	112
June	23	3	23	0	16	65
July	31	6	14	0	17	68
August	28	7	13	8	22	78
September	25	11	16	1	24	77
October	19	6	14	2	35	76
November	27	3	21	1	7	59
December	31	5	12	1	11	60
Total	369	64	210	24	238	905

Building Permits 2004

<i>Month</i>	<i>Houses</i>	<i>Mobile Homes</i>	<i>Miscellaneous</i>	<i>Commercial</i>	<i>Renewals</i>	<i>Total</i>
January	19	5	14	3	10	51
February	25	4	7	3	9	48
March	34	11	27	1	9	82
April	79	5	14	4	6	108
May	34	4	21	6	4	69
June	48	10	14	6	10	88
July	31	6	18	5	4	64
August	38	1	12	2	46	99
September	28	7	15	2	26	78
October	25	4	16	4	14	63
November	24	6	14	3	13	60
December	33	4	8	1	10	56
Total	418	67	180	40	161	866

Building Permits 2003

<i>Month</i>	<i>Houses</i>	<i>Mobile Homes</i>	<i>Miscellaneous</i>	<i>Commercial</i>	<i>Renewals</i>	<i>Total</i>
January	20	6	6	5	4	41
February	31	5	18	8	5	67
March	37	8	26	9	5	85
April	40	9	20	5	3	77
May	23	3	19	4	2	51
June	32	4	14	5	13	68
July	28	2	20	2	23	75
August	43	9	15	8	17	92
September	23	9	20	2	12	66
October	36	6	23	10	6	81

November	24	0	19	1	33	77
December	27	3	14	2	16	62
Total	364	64	214	61	139	842

Building Permits 2002

<i>Month</i>	<i>Houses</i>	<i>Mobile Homes</i>	<i>Miscellaneous</i>	<i>Commercial</i>	<i>Renewals</i>	<i>Total</i>
January	31	8	14	4	1	58
February	28	5	19	0	2	54
March	43	8	22	1	4	78
April	53	12	20	0	1	86
May	44	12	20	1	1	78
June	34	13	12	1	2	62
July	55	6	15	1	2	79
August	29	10	15	2	4	60
September	36	10	15	3	7	71
October	15	12	16	2	8	53
November	27	6	12	2	1	48
December	29	13	8	4	1	55
Total	424	115	188	21	34	782

Building Permits 2001

<i>Month</i>	<i>Houses</i>	<i>Mobile Homes</i>	<i>Miscellaneous</i>	<i>Commercial</i>	<i>Renewals</i>	<i>Total</i>
January	22	18	10	4	4	58
February	46	7	14	2	0	69
March	26	11	15	2	1	55
April	42	14	12	4	4	76

May	41	11	18	0	1	71
June	26	7	10	6	3	52
July	34	18	15	5	2	74
August	38	10	17	2	5	72
September	46	7	13	6	3	75
October	59	15	10	2	2	88
November	51	5	8	1	4	69
December	32	6	9	5	0	52
Total	463	129	151	39	29	811

Revenue Percentage Increase/Decrease

	2013	2014		YTD	2013 YTD	2014 YTD
	Monthly		% Increase/ Decrease	% Increase/ Decrease		
	Revenue	Revenue		Decrease		
January	\$14,249.88	\$15,855.29	11%	11%	\$14,249.88	\$15,855.29
February	\$3,785.28	\$6,748.51	78%	25%	\$18,035.16	\$22,603.80
March	\$10,079.85	\$11,242.91	12%	20%	\$28,115.01	\$33,846.71
April	\$8,440.16	\$11,402.65	35%	24%	\$36,555.17	\$45,249.36
May	\$11,544.93	\$11,467.50	-1%	18%	\$48,100.10	\$56,716.86
June	\$33,801.40	\$0.00			\$81,901.50	
July	\$16,228.73	\$0.00			\$98,130.23	
August	\$9,290.79	\$0.00			\$107,421.02	
September	\$17,336.29	\$0.00			\$124,757.31	
October	\$12,771.85	\$0.00			\$137,529.16	
November	\$8,891.73	\$0.00			\$146,420.89	
<u>December</u>	\$5,324.05	\$0.00			\$151,744.94	
TOTAL	\$151,744.94	\$56,716.86				