










1. Are you a resident of Pickens County?

		Response Percent	Response Count
Yes		93.7%	357
No		6.3%	24
answered question			381
skipped question			0



2. If you are a resident of Pickens County, how long have you lived here?

		Response Percent	Response Count
Less than 1 year		1.7%	6
1-2 years		2.8%	10
3-5 years		4.7%	17
5-10 years		16.2%	58
More than 10 years		74.7%	268
answered question			359
skipped question			22




3. Have you used the services of the Pickens County Sheriff's Office during the past 4 years?

		Response Percent	Response Count
Yes		51.2%	192
No		48.8%	183
If so, in what way?			150
answered question			375
skipped question			6



4. Are you satisfied with the services provided by the Pickens County Sheriff's Office?

		Response Percent	Response Count
Yes		89.4%	338
No		10.6%	40
answered question			378
skipped question			3






5. Do you believe that the Pickens County Sheriff's Office budget should be increased, decreased, or remain the same?

		Response Percent	Response Count
Increased		58.2%	217
Decreased		14.5%	54
Remain the Same		27.3%	102
answered question			373
skipped question			8








6. Understanding that 75% of the Pickens County Sheriff's Office budget is for personnel, do you believe that the budget should be reduced?

		Response Percent	Response Count
Yes		16.2%	61
No		83.8%	315
answered question			376
skipped question			5

7. If so, how much do you believe the budget should be reduced?

		Response Percent	Response Count
None		80.6%	282
1-2 percent		2.9%	10
3-5 percent		6.0%	21
5-10 percent		7.1%	25
More than 10 percent		3.4%	12
answered question			350
skipped question			31

8. If budgets are cut, what service(s) would you like to see cuts made in?

		Response Percent	Response Count
No reductions		65.4%	233
Animal Control		21.1%	75
Animal Shelter		19.9%	71
Criminal Investigations		4.2%	15
Inmate Work Detail		7.9%	28
School Resource Officers		11.5%	41
Uniform Patrol Division		5.6%	20
		answered question	356
		skipped question	25

9. Please feel free to provide any comments

	Response Count
	206
answered question	206
skipped question	175