

Months	Monthly	Percentage	Houses		Mobile Homes		Miscellaneous		Commercial		Permit Renewals		Pre-move Mobile Home Inspection & Millage	ICC Books	Access/Encroachment	Business Licenses		Business Licenses Renewals		Business Licenses Returns	Certificate of Occupancy		Comprehensive Plan Book	D.O.T./County Maps	Final Plan Approval	Fines		Inert or Co. D Landfill Permit & Renewal	Land Development Books	Land Disturbing Permit								
			#	Revenue	#	Revenue	#	Revenue	#	Revenue	#	Revenue				#	Revenue	#	Revenue		#	Revenue				#	Revenue				#	Revenue	#	Revenue	#	Revenue	#	Revenue
	Building Permits	of Permits																																				
January	12	0.00%	0	\$0.00	0	\$0.00	9	\$607.56	1	\$85.50	2	\$200.00	0	\$0.00	0	\$0.00	2	\$150.00	2	\$165.00	15	\$1,125.00	0	\$0.00	3	\$854.68	0	\$0.00	0	\$0.00	0	\$0.00	0	\$0.00	0	\$0.00	0	\$0.00
February	31	4.65%	2	\$1,120.97	2	\$422.16	20	\$4,101.08	1	\$0.00	4	\$400.00	2	\$243.07	0	\$0.00	2	\$75.00	13	\$975.00	4	\$330.00	0	\$0.00	4	\$700.00	0	\$0.00	0	\$0.00	0	\$0.00	0	\$0.00	0	\$0.00	0	\$0.00
March	31	8.11%	3	\$1,416.51	4	\$827.76	20	\$1,555.65	0	\$0.00	3	\$250.00	1	\$107.88	0	\$0.00	0	\$0.00	47	\$825.00	36	\$2,645.00	0	\$0.00	4	\$857.40	0	\$0.00	0	\$0.00	0	\$0.00	0	\$0.00	0	\$0.00	0	\$0.00
April	23	6.19%	4	\$1,923.41	0	\$0.00	13	\$1,849.12	0	\$0.00	6	\$507.60	0	\$0.00	0	\$0.00	1	\$50.00	6	\$112.50	6	\$401.25	0	\$0.00	12	\$2,929.60	0	\$0.00	0	\$0.00	0	\$0.00	0	\$0.00	0	\$0.00	0	\$0.00
May	31	7.03%	1	\$464.10	3	\$226.32	24	\$1,565.32	0	\$0.00	0	\$0.00	3	\$244.00	0	\$0.00	0	\$0.00	6	\$112.50	6	\$401.25	0	\$0.00	7	\$1,650.65	0	\$0.00	1	\$10.00	0	\$0.00	0	\$0.00	0	\$0.00	0	\$0.00
June	39	8.38%	3	\$1,354.38	5	\$163.44	16	\$2,095.29	1	\$1,750.00	11	\$968.80	3	\$244.00	1	\$95.00	3	\$125.00	11	\$375.00	421	\$31,460.00	0	\$0.00	11	\$2,614.98	0	\$0.00	0	\$0.00	0	\$0.00	0	\$0.00	0	\$0.00	0	\$0.00
July	34	8.96%	7	\$2,459.10	4	\$740.04	17	\$1,207.90	0	\$0.00	4	\$350.00	2	\$171.50	0	\$0.00	5	\$200.00	10	\$750.00	71	\$5,167.50	0	\$0.00	9	\$1,129.50	0	\$0.00	0	\$0.00	0	\$0.00	0	\$0.00	0	\$0.00	0	\$0.00
August	34	8.94%	2	\$0.00	3	\$343.56	22	\$1,919.52	1	\$0.00	4	\$300.00	2	\$209.50	0	\$0.00	2	\$100.00	6	\$450.00	14	\$1,080.00	0	\$0.00	5	\$1,663.80	0	\$0.00	0	\$0.00	0	\$0.00	0	\$0.00	0	\$0.00	0	\$0.00
September	22	8.95%	4	\$2,029.17	2	\$288.48	4	\$150.00	1	\$1,311.60	11	\$1,079.11	0	\$0.00	0	\$0.00	0	\$0.00	10	\$750.00	21	\$1,445.00	0	\$0.00	3	\$450.00	0	\$0.00	1	\$568.75	0	\$0.00	0	\$0.00	0	\$0.00	0	\$0.00
October	27	8.10%	3	\$1,345.44	0	\$0.00	13	\$1,392.80	0	\$0.00	10	\$1,000.00	1	\$100.00	0	\$0.00	1	\$25.00	9	\$675.00	13	\$910.00	0	\$0.00	11	\$2,281.73	0	\$0.00	0	\$0.00	0	\$0.00	0	\$0.00	0	\$0.00	0	\$0.00
November	21	7.87%	3	\$1,936.89	1	\$138.24	14	\$1,469.67	0	\$0.00	2	\$200.00	1	\$100.00	0	\$0.00	1	\$50.00	3	\$225.00	2	\$165.00	0	\$0.00	5	\$1,770.90	0	\$0.00	0	\$0.00	0	\$0.00	3	\$6,000.00	0	\$0.00	0	\$0.00
December	27	8.73%	5	\$1,739.40	5	\$915.12	6	\$581.92	2	\$1,170.00	5	\$425.00	4	\$400.00	0	\$0.00	1	\$50.00	6	\$450.00	21	\$1,660.00	0	\$0.00	5	\$850.00	0	\$0.00	0	\$0.00	0	\$0.00	0	\$0.00	0	\$0.00	0	\$0.00
Total	332	8.73%	37	\$15,789.37	29	\$4,065.12	178	\$18,495.83	7	\$4,317.10	62	\$5,680.51	19	\$1,819.95	1	\$95.00	18	\$825.00	129	\$5,865.00	630	\$46,790.00	0	\$0.00	79	\$17,753.24	0	\$0.00	1	\$10.00	1	\$568.75	0	\$0.00	3	\$6,000.00	0	\$0.00

Year-to-Date Permits	Month	#	Revenues
12	January	12	\$893.06
43	February	31	\$6,287.28
74	March	31	\$4,157.80
97	April	23	\$4,280.13
128	May	31	\$2,499.74
167	June	39	\$6,575.91
201	July	34	\$4,928.54
235	August	34	\$2,772.58
257	September	22	\$4,858.36
284	October	27	\$3,838.24
305	November	21	\$3,844.80
332	December	27	\$5,231.44
		332	\$50,167.88

Miscellaneous / Printing	NIDES Phase II Fees	Preliminary Plot Approval	Reinspection Fees	Rescue	Sign Permit	Tower Application	Tower Permit	Tower Colocate	Variance Request	Refunds	Grand Total												
#	Revenue	#	Revenue	#	Revenue	#	Revenue	#	Revenue	#	Revenue	#	Revenue	#	Revenue	#	Revenue						
1	\$0.50	1	\$172.00	0	\$0.00	3	\$350.00	0	\$0.00	0	\$0.00	0	\$0.00	0	\$0.00	0	\$0.00	39	\$3,710.24				
2	\$4.75	0	\$0.00	0	\$0.00	9	\$1,150.00	1	\$150.00	4	\$166.00	0	\$0.00	0	\$0.00	0	\$0.00	70	\$9,838.03				
2	\$5.25	0	\$0.00	0	\$0.00	4	\$200.00	0	\$0.00	6	\$388.50	0	\$0.00	1	\$2,625.00	1	\$500.00	0	\$0.00	132	\$12,203.95		
3	\$2.75	0	\$0.00	0	\$0.00	10	\$550.00	1	\$200.00	0	\$0.00	0	\$0.00	0	\$0.00	0	\$0.00	62	\$8,526.23				
3	\$4.00	0	\$0.00	0	\$0.00	9	\$375.00	0	\$0.00	0	\$0.00	0	\$0.00	2	#####	0	\$0.00	0	\$0.00	65	\$6,053.14		
2	\$4.00	0	\$0.00	0	\$0.00	15	\$575.00	0	\$0.00	0	\$0.00	0	\$0.00	0	\$0.00	0	\$0.00	0	\$0.00	503	\$41,824.89		
0	\$0.00	0	\$0.00	0	\$0.00	8	\$375.00	1	\$200.00	1	\$192.00	0	\$0.00	0	\$0.00	0	\$0.00	0	\$0.00	139	\$12,942.54		
3	\$20.50	1	\$164.40	0	\$0.00	8	\$650.00	1	\$150.00	1	\$0.00	0	\$0.00	0	\$0.00	0	\$0.00	0	\$0.00	75	\$7,051.28		
2	\$0.75	0	\$0.00	0	\$0.00	4	\$200.00	0	\$0.00	1	\$25.00	0	\$0.00	0	\$0.00	0	\$0.00	0	\$0.00	64	\$8,297.86		
5	\$12.75	0	\$0.00	0	\$0.00	8	\$587.50	0	\$0.00	0	\$0.00	0	\$0.00	0	\$0.00	0	\$0.00	0	\$0.00	74	\$8,330.22		
3	\$6.50	0	\$0.00	0	\$0.00	5	\$887.50	2	\$1,100.00	0	\$0.00	1	\$1,000.00	0	\$0.00	0	\$0.00	0	\$0.00	46	\$15,049.70		
0	\$0.00	0	\$0.00	0	\$0.00	7	\$225.00	1	\$1,000.00	0	\$0.00	0	\$0.00	0	\$0.00	0	\$0.00	0	\$0.00	68	\$9,466.44		
26	\$61.75	2	\$336.40	0	\$0.00	90	\$6,125.00	7	\$2,800.00	13	\$771.50	1	\$1,000.00	1	\$2,625.00	3	\$1,500.00	0	\$0.00	0	\$0.00	1337	\$143,294.52

1337	\$143,294.52
------	--------------

Pickens County
Planning & Development Department
1266 East Church Street Suite 136 Jasper, GA 30143

January 4, 2012

Honorable Robert Jones
 Commissioner – Pickens County
 1266 East Church Street Suite 188
 Jasper, Georgia 30143

RE: **December Activity**

Commissioner Jones:

Listed below is the permit activity and revenue production of the Pickens County Planning and Development Office for the month of December in the year 2011.

A.	27	Building Permits	\$5,231.44
	1	5 Site Built Homes	
	2	5 Mobile Homes	
	3	4 Mobile Home Pre-Move Inspection	
	4	6 Miscellaneous	
	5	2 Commercial	
	6	5 Renewals	
B.	1	Access/Encroachment	\$50.00
C.	6	Business License	\$450.00
D.	21	Business License Renewals, Transfers, etc.	\$1,660.00
E.	0	Construction & Demolition Landfill Renewal	\$0.00
F.	5	Certificate of Occupancy	\$850.00
G.	0	Conditional Use Application	\$0.00
H.	0	Copies/Open Records	\$0.00
I.	0	D.O.T Maps/County Map	\$0.00
J.	0	Final Plat Approval	\$0.00
K.	0	Fine Fee	\$0.00
L.	0	ICC Books	\$0.00
M.	0	Inert Landfill Permit Renewal	\$0.00
N.	0	Land Development Books	\$0.00
L.	0	Land Disturbing Permits	\$0.00
O.	0	NPDES Phase II Fees	\$0.00
P.	0	Preliminary Plat Approval	\$0.00
Q.	7	Reinspection Fees	\$225.00
R.	1	Rezone Application	\$1,000.00
S.	0	Sign Permit	\$0.00
T.	0	Comprehensive Plan Book	\$0.00
U.	0	Cellular Tower Application	\$0.00
V.	0	Cellular Tower Permit	\$0.00
W.	0	Cellular Tower CoLocate	\$0.00
X.	0	Refunds-Building Permits	\$0.00
Y.	0	Refunds-Business License	\$0.00
Z.	0	Variance Request	\$0.00
	68	Total	\$9,466.44

- (1) Total number of permits issued in 2011: 332
 (2) Number of permits utilized for mobile homes in 2011: 29
 (3) Seven point eighty-seven hundredths (7.87) percent of building permits utilized for mobile homes to date in year 2011.
 (4) Total revenue generated in year 2011: \$143,294.52

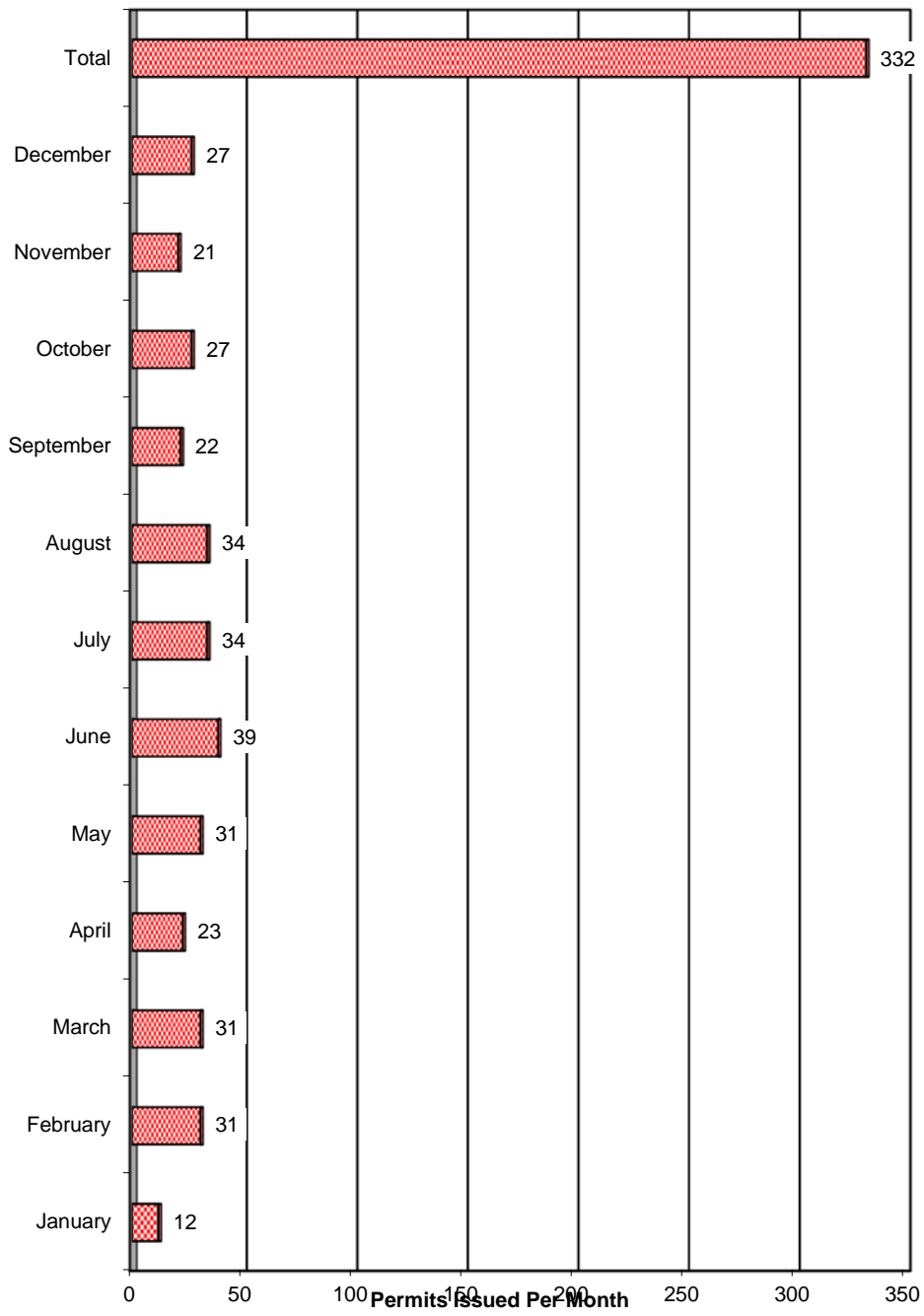
If you should have any questions or we can provide any additional information, please do not hesitate to contact us.

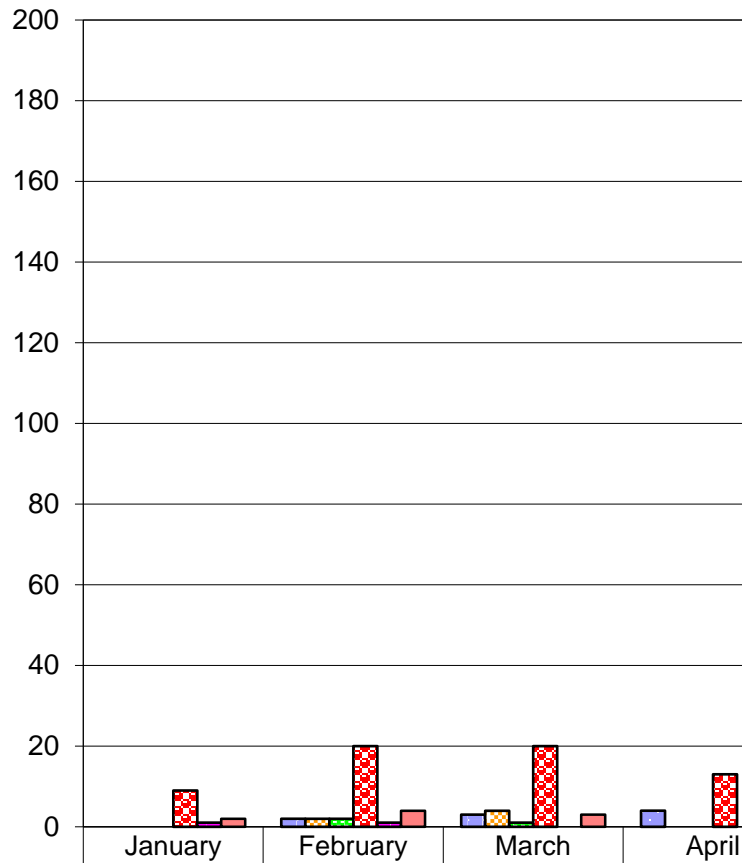
Respectfully,


 Joseph C. Low
 Director – Planning and Development

C: Mechelle Champion, Director of Finance/Internal Auditor
 Pickens County Planning Commission

Building Permits Issued for Year 2011

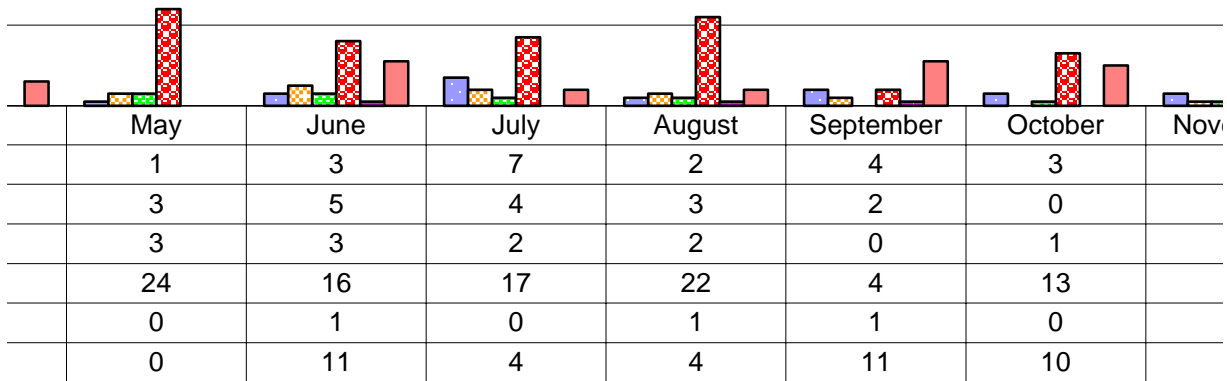





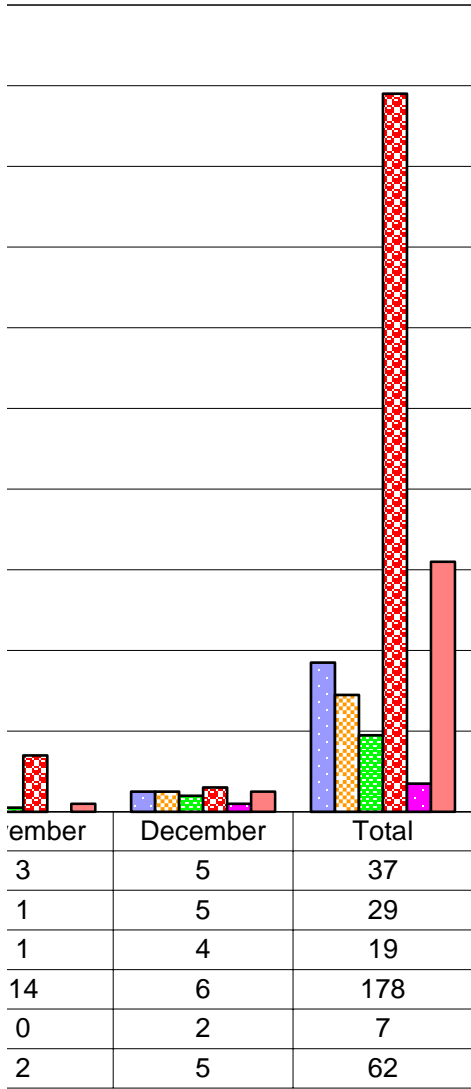
■ Houses	0	2	3	4
■ Mobile Homes	0	2	4	0
■ Mobile Home Pre-Move Inspection	0	2	1	0
■ Miscellaneous	9	20	20	13
■ Commercial	1	1	0	0
■ Renewals	2	4	3	6

■ Houses ■ Mobile Homes ■ Mobi

Building Permits Issued for 2011



■ Home Pre-Move Inspection
 ■ Miscellaneous
 ■ Commercial
 ■ Renewals



ember	December	Total
3	5	37
1	5	29
1	4	19
14	6	178
0	2	7
2	5	62

Building Permits

<i>Month</i>	<i>Houses</i>	<i>Mobile Homes</i>	<i>Mobile Home Pre-Move Inspection</i>
January	0	0	0
February	2	2	2
March	3	4	1
April	4	0	0
May	1	3	3
June	3	5	3
July	7	4	2
August	2	3	2
September	4	2	0
October	3	0	1
November	3	1	1
December	5	5	4
Total	37	29	19

Building Permits

<i>Month</i>	<i>Houses</i>	<i>Mobile Homes</i>	<i>Miscellaneous</i>
January	2	1	4
February	2	0	13
March	1	5	21
April	4	4	15
May	2	3	10
June	3	3	13
July	1	2	15
August	1	1	9
September	4	3	13
October	4	2	15
November	3	1	10
December	0	3	5
Total	27	28	143

Building Permits

<i>Month</i>	<i>Houses</i>	<i>Mobile Homes</i>	<i>Miscellaneous</i>
January	1	3	16
February	2	2	12
March	5	3	21
April	5	2	14
May	4	3	15
June	5	0	23
July	2	3	23
August	5	2	13
September	2	1	13
October	2	3	14
November	1	0	10
December	0	0	0
Total	34	22	174

Building Permits

<i>Month</i>	<i>Houses</i>	<i>Mobile Homes</i>	<i>Miscellaneous</i>
January	8	1	12
February	10	3	26
March	12	4	15
April	11	6	24
May	7	7	15
June	9	3	10
July	4	1	19
August	7	6	16
September	9	1	17
October	4	1	21
November	5	4	10
December	4	1	20
Total	90	38	205

Building Permits

<i>Month</i>	<i>Houses</i>	<i>Mobile Homes</i>	<i>Miscellaneous</i>
January	23	4	22
February	35	1	17
March	28	5	22
April	39	6	16
May	43	4	23
June	32	1	33
July	28	3	21
August	35	4	30
September	21	4	15
October	41	5	19
November	26	4	20
December	25	5	22
Total	376	46	260
Total	729	88	498

Building Permits

<i>Month</i>	<i>Houses</i>	<i>Mobile Homes</i>	<i>Miscellaneous</i>
January	19	5	14
February	25	4	7
March	34	11	27
April	79	5	14
May	34	4	21
June	48	10	14
July	31	6	18
August	38	1	12
September	28	7	15
October	25	4	16
November	24	6	14
December	33	4	8
Total	418	67	180

Building Permits

<i>Month</i>	<i>Houses</i>	<i>Mobile Homes</i>	<i>Miscellaneous</i>
January	20	6	6
February	31	5	18
March	37	8	26
April	40	9	20
May	23	3	19
June	32	4	14
July	28	2	20
August	43	9	15
September	23	9	20
October	36	6	23
November	24	0	19
December	27	3	14
Total	364	64	214

Building Permits

<i>Month</i>	<i>Houses</i>	<i>Mobile Homes</i>	<i>Miscellaneous</i>
January	31	8	14
February	28	5	19
March	43	8	22
April	53	12	20
May	44	12	20
June	34	13	12
July	55	6	15
August	29	10	15
September	36	10	15
October	15	12	16
November	27	6	12
December	29	13	8
Total	424	115	188

Building Permits

<i>Month</i>	<i>Houses</i>	<i>Mobile Homes</i>	<i>Miscellaneous</i>
January	22	18	10
February	46	7	14
March	26	11	15
April	42	14	12
May	41	11	18
June	26	7	10
July	34	18	15
August	38	10	17
September	46	7	13
October	59	15	10
November	51	5	8
December	32	6	9
Total	463	129	151

2011

<i>Miscellaneous</i>	<i>Commercial</i>	<i>Renewals</i>	<i>Total</i>
9	1	2	12
20	1	4	31
20	0	3	31
13	0	6	23
24	0	0	31
16	1	11	39
17	0	4	34
22	1	4	34
4	1	11	22
13	0	10	27
14	0	2	21
6	2	5	27
178	7	62	332

2010

<i>Commercial</i>	<i>Renewals</i>	<i>Total</i>
1	6	14
1	6	22
0	12	39
0	9	32
0	4	19
1	8	28
0	6	24
1	4	16
1	12	33
0	8	29
1	5	20
0	4	12
6	84	288

; 2009

<i>Commercial</i>	<i>Renewals</i>	<i>Total</i>
1	4	24
1	10	27
0	8	37
1	8	30
0	2	24
1	13	42
0	10	38
1	2	23
1	9	26
2	8	29
0	3	14
2	0	2
10	77	316

; 2008

<i>Commercial</i>	<i>Renewals</i>	<i>Total</i>
0	16	37
3	15	57
0	27	58
0	28	69
4	12	45
1	26	49
0	10	34
2	12	43
0	14	41
4	7	37
0	1	20
0	15	40
14	183	530

2006

<i>Commercial</i>	<i>Renewals</i>	<i>Total</i>
0	9	58
0	23	76
5	24	84
5	21	87
1	25	96
1	22	89
3	16	71
3	18	90
1	19	60
1	11	77
0	8	58
2	10	64
22	206	910
44	403	1,762

; 2004

<i>Commercial</i>	<i>Renewals</i>	<i>Total</i>
3	10	51
3	9	48
1	9	82
4	6	108
6	4	69
6	10	88
5	4	64
2	46	99
2	26	78
4	14	63
3	13	60
1	10	56
40	161	866

; 2003

<i>Commercial</i>	<i>Renewals</i>	<i>Total</i>
5	4	41
8	5	67
9	5	85
5	3	77
4	2	51
5	13	68
2	23	75
8	17	92
2	12	66
10	6	81
1	33	77
2	16	62
61	139	842

; 2002

<i>Commercial</i>	<i>Renewals</i>	<i>Total</i>
4	1	58
0	2	54
1	4	78
0	1	86
1	1	78
1	2	62
1	2	79
2	4	60
3	7	71
2	8	53
2	1	48
4	1	55
21	34	782

; 2001

<i>Commercial</i>	<i>Renewals</i>	Total
4	4	58
2	0	69
2	1	55
4	4	76
0	1	71
6	3	52
5	2	74
2	5	72
6	3	75
2	2	88
1	4	69
5	0	52
39	29	811

Revenue Percentage Increase/Decrease

	2010	2011		YTD	2010 YTD	2011 YTD
	Monthly		% Increase/ Decrease	% Increase/ Decrease		
	Revenue	Revenue		Decrease		
January	\$10,639.85	\$3,710.24	-65%	-65%	\$10,639.85	\$3,710.24
February	\$8,028.28	\$9,838.03	23%	-27%	\$18,668.13	\$13,548.27
March	\$9,713.11	\$12,203.95	26%	-9%	\$28,381.24	\$25,752.22
April	\$8,505.17	\$8,526.23	0.25%	-7%	\$36,886.41	\$34,278.45
May	\$14,163.31	\$6,053.14	-57.26%	-21%	\$51,049.72	\$40,331.59
June	\$38,886.48	\$41,824.89	7.56%	-9%	\$89,936.20	\$82,156.48
July	\$10,812.09	\$12,942.54	19.70%	-6%	\$100,748.29	\$95,099.02
August	\$9,840.15	\$7,051.28	-28.34%	-8%	\$110,588.44	\$102,150.30
September	\$13,487.50	\$8,297.86	-38.48%	-11%	\$124,075.94	\$110,448.16
October	\$9,345.47	\$8,330.22	-10.86%	-11%	\$133,421.41	\$118,778.38
November	\$12,891.26	\$15,049.70	16.74%	-9%	\$146,312.67	\$133,828.08
<u>December</u>	\$10,715.26	\$9,466.44	-11.65%	-9%	\$157,027.93	\$143,294.52
TOTAL	\$157,027.93	\$143,294.52				