

**Pickens County**  
**Planning & Development Department**  
**1266 East Church Street Suite 136 Jasper, GA 30143**

May 2, 2012

Honorable Robert Jones  
 Commissioner – Pickens County  
 1266 East Church Street Suite 188  
 Jasper, Georgia 30143

RE: **April Activity**

Commissioner Jones:

Listed below is the permit activity and revenue production of the Pickens County Planning and Development Office for the month of April in the year 2012.

A.	15	Building Permits	<b>\$1,940.66</b>
	1	1 Site Built Homes	
	2	1 Mobile Homes	
	3	12 Miscellaneous	
	4	0 Commercial	
	5	1 Renewals	
B.	0	Access/Encroachment	\$0.00
C.	15	Business License	\$281.25
D.	4	Business License Renewals	\$307.50
E.	0	Business License Transfers	\$0.00
F.	0	Construction & Demolition Landfill Renewal	\$0.00
G.	10	Certificate of Occupancy	\$1,925.50
H.	6	Copies/Open Records	\$26.75
I.	0	D.O.T Maps	\$0.00
J.	0	Final Plat Approval	\$0.00
K.	0	Fine Fee	\$0.00
L.	0	ICC Books	\$0.00
M.	0	Inert Landfill Permit Renewal	\$0.00
N.	0	Land Development Books	\$0.00
L.	0	Land Disturbing Permits	\$0.00
O.	0	NPDES Phase II Fees	\$0.00
P.	0	Preliminary Plat Approval	\$0.00
Q.	2	Pre-Move Mobile Home Inspection	\$200.00
R.	7	Reinspection Fees	\$950.00
S.	0	Rezone Application	\$0.00
T.	4	Sign Permit	\$312.00
U.	0	Comprehensive Plan Book	\$0.00
V.	0	Cellular Tower Application	\$0.00
W.	0	Cellular Tower Permit	\$0.00
X.	0	Cellular Tower Co-locate	\$0.00
Y.	0	Refunds-Building Permits	\$0.00
Z.	0	Refunds-Business License	\$0.00
AA	0	Variance Request	\$0.00
	<b>63</b>	<b>Total</b>	<b>\$5,943.66</b>

- (1) Total number of permits issued in 2012: 54  
 (2) Number of permits utilized for mobile homes in 2012: 7  
 (3) Eleven point fifty-nine hundredths (11.59) percent of building permits utilized for mobile homes to date in year 2012.  
 (4) Total revenue generated in year 2012: \$34,807.20

If you should have any questions or we can provide any additional information, please do not hesitate to contact us.

Respectfully,

  
 Joseph C. Low  
 Director – Planning and Development

C: Mechelle Champion, Director of Finance/Internal Auditor  
 Pickens County Planning Commission

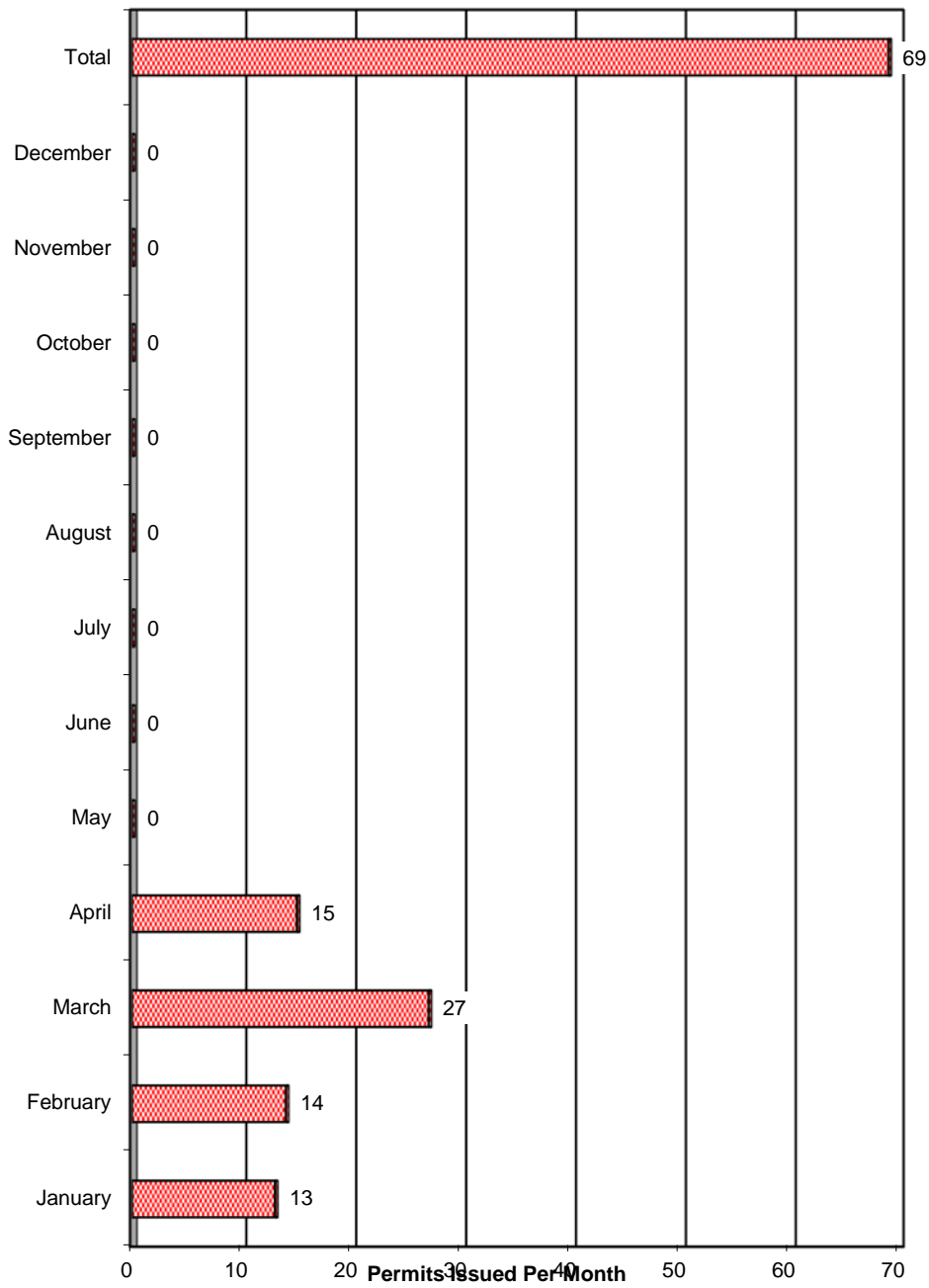
Months	Monthly	Percentage	Houses		Mobile Homes		Miscellaneous		Commercial		Permit Renewals		ICC Books		Access/Encroachment		Business Licenses		Business License Renewals		Business License Refunds		Certificate of Occupancy		Comprehensive Plan Book		D.O.T. / County Maps		Final Plan Approval		Fines		Inlet or C&D Landfill Permit & Renewal		Land Development Books		Land Disturbing Permit		Miscellaneous / Printing		NPDES Phase II Fees						
			Building of Permits	#	Revenue	#	Revenue	#	Revenue	#	Revenue	#	Revenue	#	Revenue	#	Revenue	#	Revenue	#	Revenue	#	Revenue	#	Revenue	#	Revenue	#	Revenue	#	Revenue	#	Revenue	#	Revenue	#	Revenue	#	Revenue	#	Revenue	#	Revenue	#	Revenue		
January	13	15.38%	3	\$1,708.47	2	\$384.48	7	\$598.04	0	\$0.00	1	\$100.00	0	\$0.00	1	\$25.00	16	\$1,200.00	9	\$662.50	0	\$0.00	6	\$900.00	0	\$0.00	0	\$0.00	1	\$382.95	0	\$0.00	0	\$0.00	0	\$0.00	0	\$0.00	1	\$633.00	0	\$0.00	1	\$50.00	0	\$0.00	
February	14	18.52%	3	\$1,412.04	3	\$456.72	6	\$333.02	0	\$0.00	2	\$200.00	0	\$0.00	2	\$75.00	14	\$1,050.00	5	\$412.50	0	\$0.00	8	\$1,655.45	0	\$0.00	0	\$0.00	0	\$0.00	0	\$0.00	0	\$0.00	0	\$0.00	0	\$0.00	0	\$0.00	2	\$8.75	0	\$0.00	0	\$0.00	
March	27	17.07%	2	\$1,047.24	2	\$364.80	20	\$2,182.52	1	\$1,120.00	2	\$150.00	0	\$0.00	1	\$50.00	9	\$675.00	3	\$247.50	0	\$0.00	#	\$2,223.20	0	\$0.00	0	\$0.00	0	\$0.00	0	\$0.00	0	\$0.00	0	\$0.00	0	\$0.00	1	\$118.80	1	\$4.50	1	\$592.50	0	\$0.00	
April	15	19.05%	1	\$781.92	1	\$147.84	12	\$910.90	0	\$0.00	1	\$100.00	0	\$0.00	0	\$0.00	15	\$281.25	4	\$307.50	0	\$0.00	#	\$1,925.50	0	\$0.00	0	\$0.00	0	\$0.00	0	\$0.00	0	\$0.00	0	\$0.00	0	\$0.00	0	\$0.00	6	\$26.75	0	\$0.00	0	\$0.00	
May	0																																														
June	0																																														
July	0																																														
August	0																																														
September	0																																														
October	0																																														
November	0																																														
December	0																																														
Total	69	11.59%	9	\$4,949.67	8	\$1,353.84	45	\$4,024.48	1	\$1,120.00	6	\$550.00	0	\$0.00	4	\$150.00	54	\$3,206.25	21	\$1,630.00	0	\$0.00	#	\$6,704.15	0	\$0.00	0	\$0.00	1	\$382.95	0	\$0.00	0	\$0.00	0	\$0.00	0	\$0.00	2	\$751.80	9	\$40.00	2	\$642.50	0	\$0.00	

Year-to-Date Permits	Month	#	Revenues
13	January	13	\$2,790.99
27	February	14	\$2,401.78
41	March	27	\$4,864.56
42	April	15	\$1,940.66
	May	0	\$0.00
	June	0	\$0.00
	July	0	\$0.00
	August	0	\$0.00
	September	0	\$0.00
	October	0	\$0.00
	November	0	\$0.00
	December	0	\$0.00
69		69	\$11,997.99

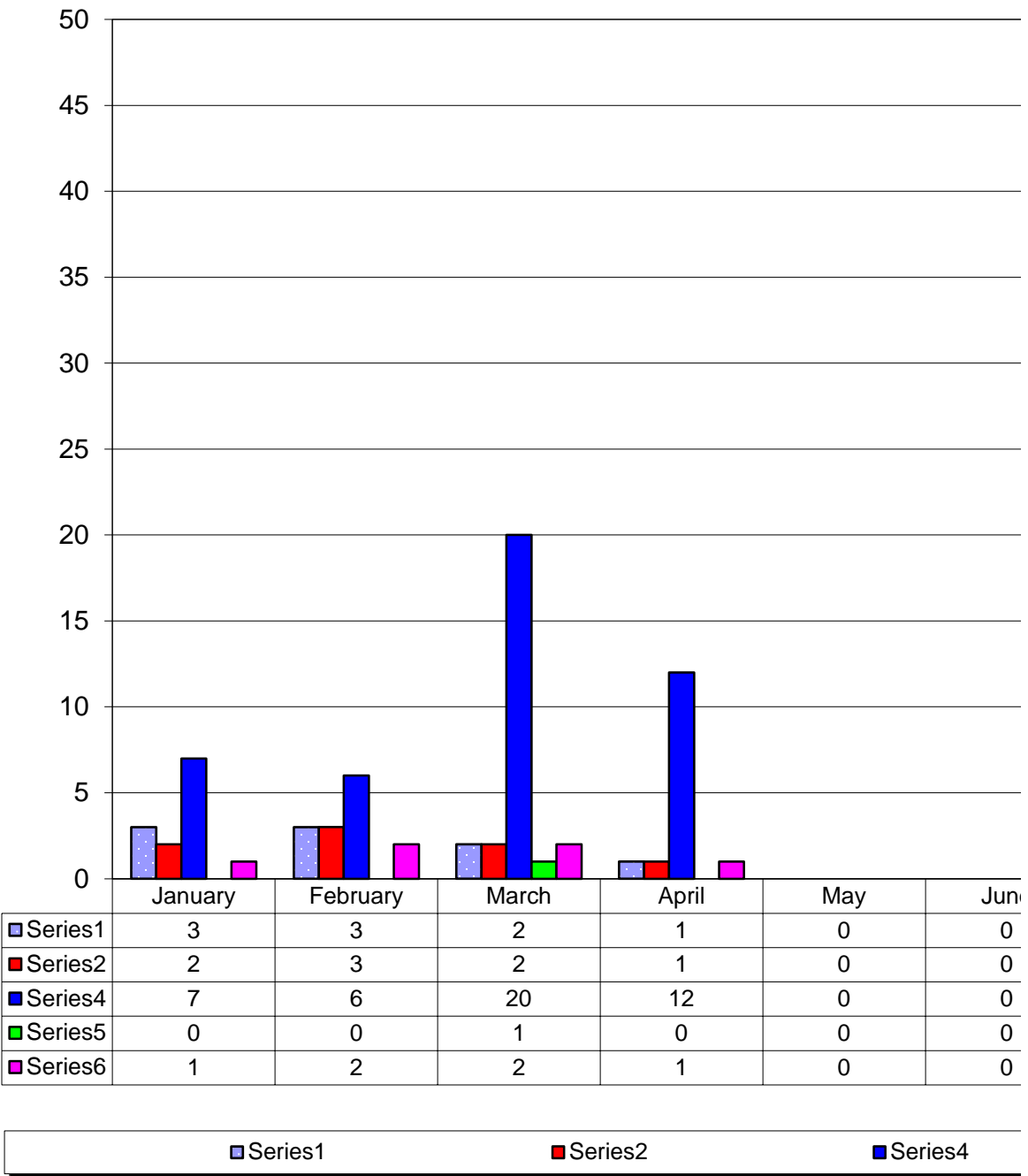
Preliminary Plat Approval	Pre-Move Mobile Home Inspection & Millage	Reinspection Fee	Rezone Conditional Use	Sign Permit	Tower Application	Tower Permit	Tower Colocate	Variance Request	Refunds	Grand Total	
Revenue #	Revenue #	Revenue #	Revenue #	Revenue #	Revenue #	Revenue #	Revenue #	Revenue #	Revenue #	Revenue #	
\$0.00 0	\$0.00 1	\$50.00 3	\$750.00 1	\$64.00 0	\$0.00 0	\$0.00 0	\$0.00 0	\$0.00 0	0	\$0.00 53	\$7,508.44
\$0.00 2	\$220.00 8	\$337.50 1	\$150.00 3	\$287.30 0	\$0.00 0	\$0.00 0	\$0.00 0	\$0.00 0	## (\$69.24)	58	\$6,529.04
\$0.00 5	\$500.00 #	##### 0	\$0.00 0	\$0.00 0	\$0.00 1	##### 4	##### 0	\$0.00 0	## (\$150.00)	77	\$14,826.06
\$0.00 2	\$200.00 7	\$950.00 0	\$0.00 4	\$312.00 0	\$0.00 0	\$0.00 0	\$0.00 0	\$0.00 0	0	\$0.00 63	\$5,943.66
										0	\$0.00
										0	\$0.00
										0	\$0.00
										0	\$0.00
										0	\$0.00
										0	\$0.00
										0	\$0.00
										0	\$0.00
\$0.00 9	\$920.00 #	##### 4	\$900.00 8	\$663.30 0	\$0.00 1	##### 4	##### 0	\$0.00 0	## (\$219.24)	251	\$34,807.20

251	\$34,807.20
-----	-------------

## Building Permits Issued for Year 2012



# Building



## j Permits Issued for 2012

---

---

---

---

---

---

---

---

---

---

---

---

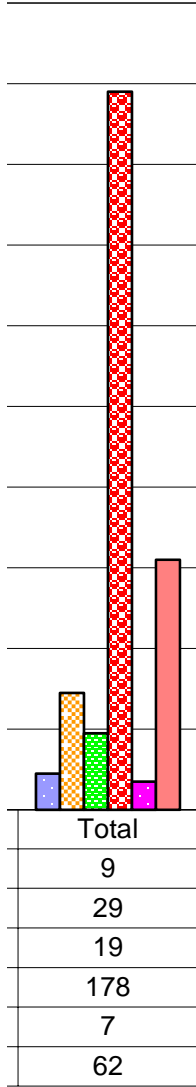
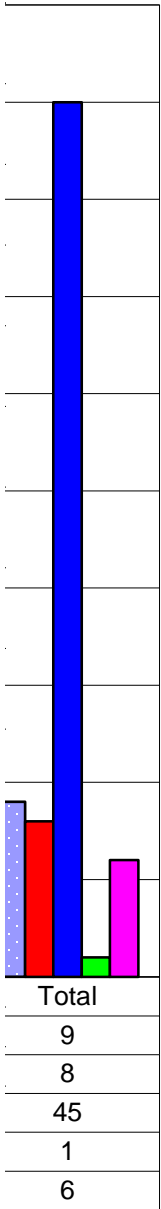
---

---

---

e	July	August	September	October	November	December	
	0	0	0	0	0	0	
	0	0	0	0	0	0	
	0	0	0	0	0	0	
	0	0	0	0	0	0	
	0	0	0	0	0	0	





## Building Permits

<i>Month</i>	<i>Houses</i>	<i>Mobile Homes</i>	<i>Miscellaneous</i>
January	3	2	7
February	3	3	6
March	2	2	20
April	1	1	12
May	0	0	0
June	0	0	0
July	0	0	0
August	0	0	0
September	0	0	0
October	0	0	0
November	0	0	0
December	0	0	0
Total	9	8	45

## Building Permits

---



<i>Month</i>	<i>Houses</i>	<i>Mobile Homes</i>	<i>Miscellaneous</i>
January	0	0	9
February	2	2	20
March	3	4	20
April	4	0	13
May	1	3	24
June	3	5	16
July	7	4	17
August	2	3	22
September	4	2	4
October	3	0	13
November	3	1	14
December	5	5	6
Total	37	29	178

## Building Permits

---

<i>Month</i>	<i>Houses</i>	<i>Mobile Homes</i>	<i>Miscellaneous</i>
January	2	1	4
February	2	0	13
March	1	5	21
April	4	4	15
May	2	3	10
June	3	3	13
July	1	2	15
August	1	1	9
September	4	3	13
October	4	2	15
November	3	1	10
December	0	3	5
<b>Total</b>	<b>27</b>	<b>28</b>	<b>143</b>

## Building Permits

---

<i>Month</i>	<i>Houses</i>	<i>Mobile Homes</i>	<i>Miscellaneous</i>
January	1	3	16
February	2	2	12
March	5	3	21
April	5	2	14
May	4	1	15
June	5	0	23
July	2	3	23
August	5	2	13
September	2	1	13
October	2	3	14
November	1	0	10
December	2	4	10
<b>Total</b>	<b>36</b>	<b>24</b>	<b>184</b>

## Building Permits

---

<i>Month</i>	<i>Houses</i>	<i>Mobile Homes</i>	<i>Miscellaneous</i>
January	45	0	0
February	49	0	0
March	34	0	0
April	43	0	0
May	41	0	0
June	37	0	0
July	20	0	0
August	40	0	0
September	530	0	0
October	0	0	0
November	0	0	0
December	0	0	0
Total	839	0	0

## Building Permits

---

<i>Month</i>	<i>Houses</i>	<i>Mobile Homes</i>	<i>Miscellaneous</i>
January	18	5	0
February	30	3	19
March	44	1	25
April	40	2	22
May	17	1	30
June	15	2	23
July	11	4	10
August	20	3	18
September	13	2	19
October	10	3	23
November	10	5	19
December	16	1	10
Total	244	32	218

2012

<i>Commercial</i>	<i>Renewals</i>	<i>Total</i>
0	1	13
0	2	14
1	2	27
0	1	15
0	0	0
0	0	0
0	0	0
0	0	0
0	0	0
0	0	0
0	0	0
0	0	0
1	6	69

2011

---

<i>Commercial</i>	<i>Renewals</i>	<i>Total</i>
1	2	12
1	4	29
0	3	30
0	6	23
0	0	28
1	11	36
0	4	32
1	4	32
1	11	22
0	10	26
0	2	20
2	5	23
7	62	313

; 2010

---

<i>Commercial</i>	<i>Renewals</i>	<i>Total</i>
1	6	14
0	6	21
0	12	39
0	9	32
0	4	19
0	8	27
0	6	24
0	4	15
0	12	32
0	8	29
1	5	20
0	4	12
2	84	284

; 2009

---



<i>Commercial</i>	<i>Renewals</i>	<i>Total</i>
0	4	24
0	10	26
0	8	37
1	8	30
0	2	22
0	13	41
0	10	38
0	2	22
0	9	25
2	8	29
0	3	14
0	7	23
3	84	331

; 2008

---

<i>Commercial</i>	<i>Renewals</i>	<i>Total</i>
0	0	37
0	0	49
0	0	34
0	0	43
0	0	41
0	0	37
0	0	20
0	0	40
0	0	530
0	0	0
0	0	0
0	0	0
0	0	831

; 2007

---

<i>Commercial</i>	<i>Renewals</i>	<i>Total</i>
3	17	43
0	8	60
1	24	95
8	26	98
2	10	60
4	17	61
1	9	35
4	11	56
0	17	51
0	26	62
3	8	45
0	15	42
26	188	708

## Revenue Percentage Increase/Decrease

	<b>2011</b>	<b>2012</b>		<b>YTD</b>	<b>2011 YTD</b>	<b>2012 YTD</b>
	<b>Monthly</b>		<b>% Increase/ Decrease</b>	<b>% Increase/ Decrease</b>		
	<b>Revenue</b>	<b>Revenue</b>		<b>Decrease</b>		
January	\$3,710.24	\$7,508.44	102%	102%	\$3,710.24	\$7,508.44
February	\$9,838.03	\$6,529.04	-34%	4%	\$13,548.27	\$14,037.48
March	\$12,203.95	\$14,826.06	21%	12%	\$25,752.22	\$28,863.54
April	\$8,526.23	\$5,943.66	-30%	2%	\$34,278.45	\$34,807.20
May	\$6,053.14	\$0.00			\$40,331.59	
June	\$41,824.89	\$0.00			\$82,156.48	
July	\$12,942.54	\$0.00			\$95,099.02	
August	\$7,051.28	\$0.00			\$102,150.30	
September	\$8,297.86	\$0.00			\$110,448.16	
October	\$8,330.22	\$0.00			\$118,778.38	
November	\$15,049.70	\$0.00			\$133,828.08	
<u>December</u>	\$9,466.44	\$0.00			\$143,294.52	
<b>TOTAL</b>	<b>\$143,294.52</b>	<b>\$34,807.20</b>				